

Teaching Evaluations Summary

Ph.D. Macroeconomics	1
Part I, Prof. Lawrence Christiano, Fall 2020	1
“She knows very well the material. Her answers were super clear and her TA sessions were very useful. She cares a lot about her students and want them to succeed. She was the best TA I’ve had in a course.”	
Part II, Prof. Martin Eichenbaum and Prof. Guido Lorenzoni, Winter 2021	10
“Laura is an excellent TA. So far, the macro sequence is the one I’ve been enjoying most and one of the things that makes it so good is that TA sessions and Office Hours with Laura are super useful for learning.”	
Part III, Prof. Matthias Doepke, Spring 2021	18
“No weaknesses come to mind. All the TA sessions she conducted where very engaging and clear. I specially liked the session in which she taught us about algorithms for macro models, which was extremely useful. And the jupyter notebooks she produced with solutions to computational problems were a great resource with which to learn how to code well.”	
Undergraduate Advanced Macroeconomics	32
Prof. Martin Eichnbaum, Fall 2021	32
“Laura is the best TA I have ever had. She communicated ideas clearly, was super considerate for student needs, and was extremely knowledgeable and prepared for sections. Laura would be a fantastic professor if she chose to do so in the future.”	
Prof. Martin Eichnbaum, Fall 2022	38
“GOAT”	
Prof. Martin Eichnbaum, Winter 2024	44
“Shout out Laura”	
Undergraduate Advanced Game Theory	50
Prof. Jeff Ely, Winter 2020	50
“Laura is an awesome TA! She is really accommodating and has multiple strategies at explaining things if I don’t get something the first time around. Super knowledgeable about the material too.”	
Undergraduate Advanced Econometrics	56
Prof. Gaston Illanes, Spring 2024	56
“Laura is very nice and easy to approach.”	

Northwestern

Individual Report for
Macroeconomics(ECON_411-1_20:
Macroeconomics,ECON_411-1_30:
Macroeconomics) (Laura Murphy)

Project Title: **Course and Teacher Evaluations CTEC Fall 2020**

Courses Audience: **35**
Responses Received: **25**
Response Ratio: **71.4%**

Report Comments

Course and Teacher Evaluations are intended solely for the use of faculty, staff and students of Northwestern University. Any reproduction, republication or redistribution of this site's content is prohibited without the express permission of Northwestern University.

For more information about CTEC Guidelines, please visit our website: <https://www.northwestern.edu/ctec/guidelines>

Creation Date: **Thursday, January 14, 2021**

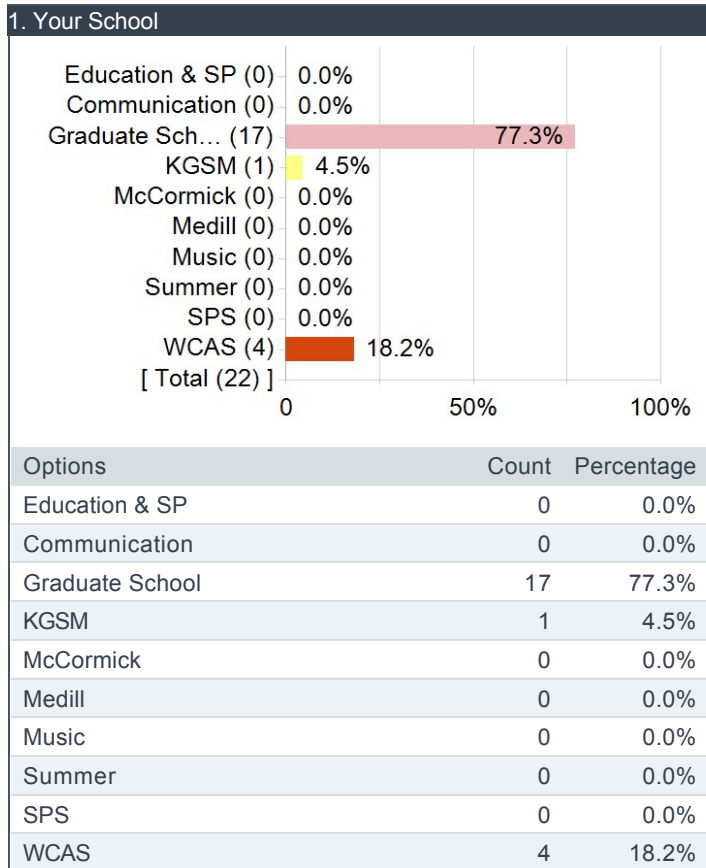
Northwestern University

Course Evaluations

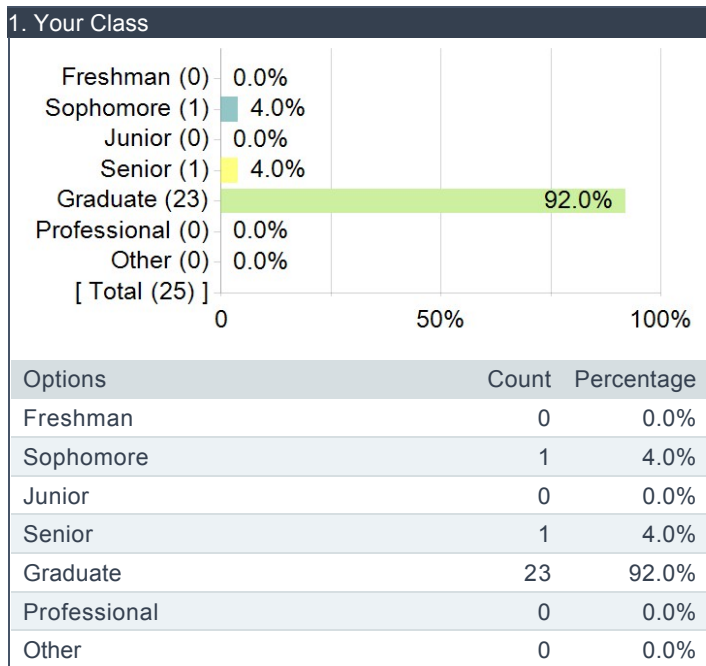
Teaching Assistant	Course
Laura Murphy	Macroeconomics

DEMOGRAPHICS

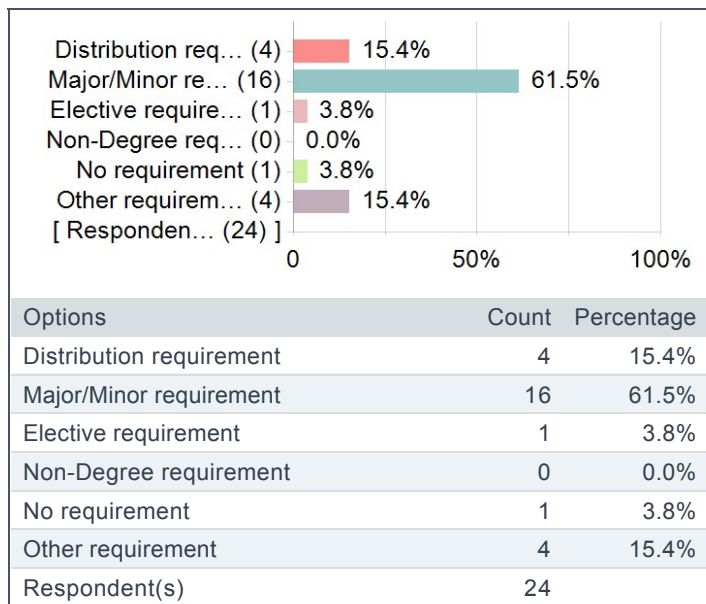
Your School



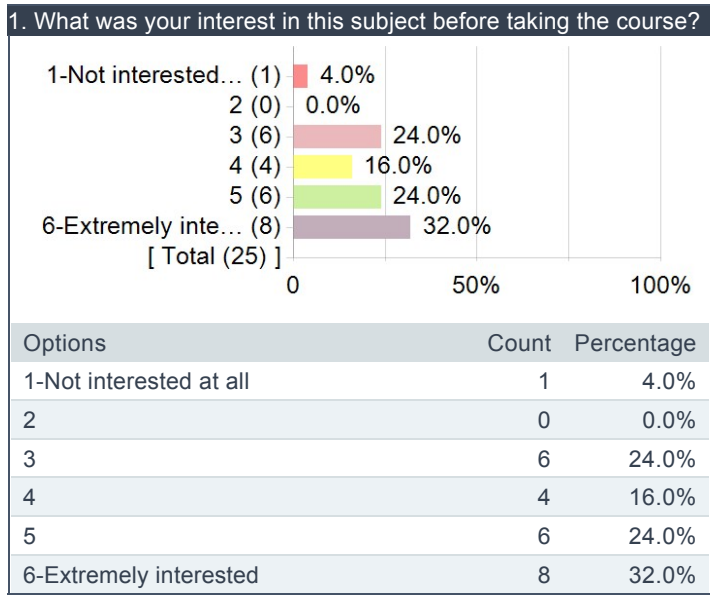
Your Class



What is your reason for taking the course? (mark all that apply)

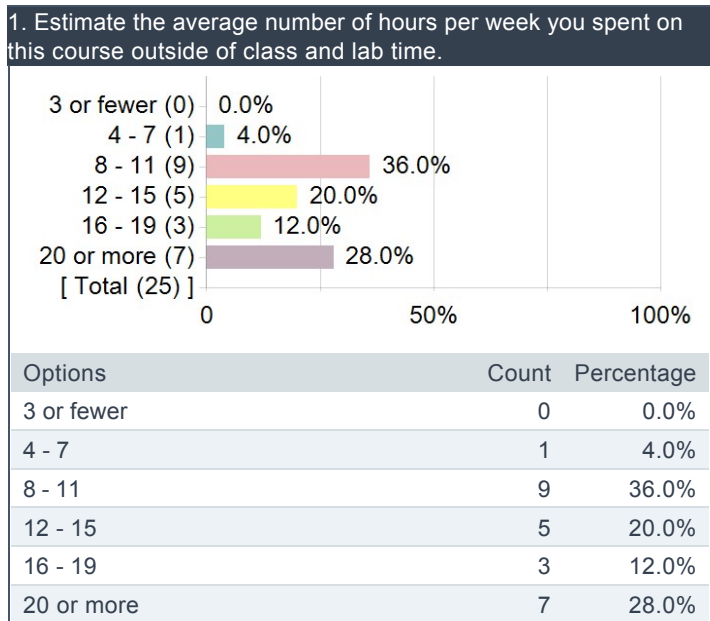


What was your interest in this subject before taking the course?



TIME-SURVEY QUESTION

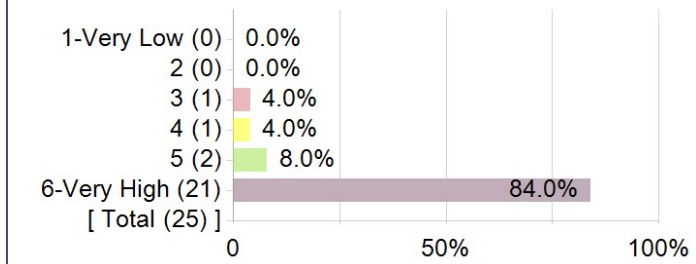
Estimate the average number of hours per week you spent on this course outside of class and lab time.



TA QUESTIONS

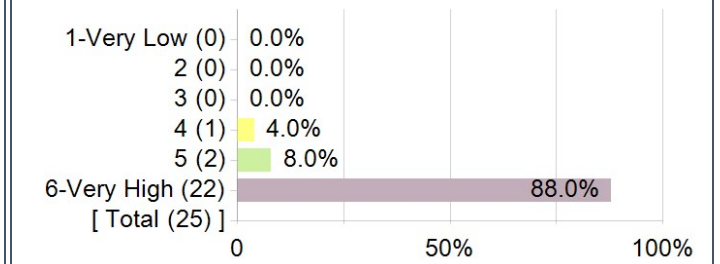
Please rate the TA on the following criteria:

1. The TA was able to answer the students' questions adequately.



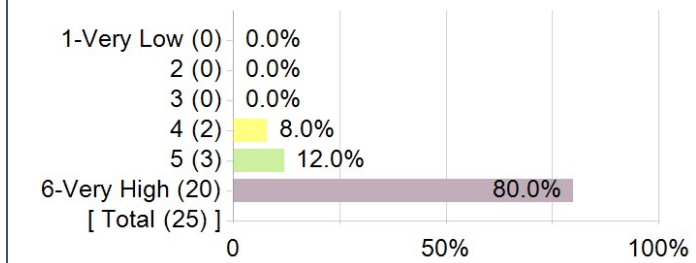
Options	Score	Count	Percentage
1-Very Low	1	0	0.0%
2	2	0	0.0%
3	3	1	4.0%
4	4	1	4.0%
5	5	2	8.0%
6-Very High	6	21	84.0%
Statistics			Value
Response Count			25
Mean			5.72
Median			6.00
Standard Deviation			0.74

2. The TA was well prepared for each session.



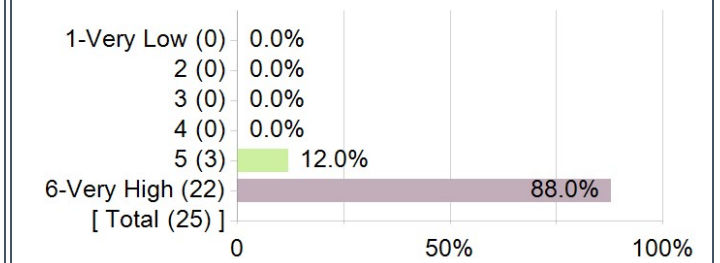
Options	Score	Count	Percentage
1-Very Low	1	0	0.0%
2	2	0	0.0%
3	3	0	0.0%
4	4	1	4.0%
5	5	2	8.0%
6-Very High	6	22	88.0%
Statistics			Value
Response Count			25
Mean			5.84
Median			6.00
Standard Deviation			0.47

3. The TA communicated ideas in a clear manner.



Options	Score	Count	Percentage
1-Very Low	1	0	0.0%
2	2	0	0.0%
3	3	0	0.0%
4	4	2	8.0%
5	5	3	12.0%
6-Very High	6	20	80.0%
Statistics			Value
Response Count			25
Mean			5.72
Median			6.00
Standard Deviation			0.61

4. The TA showed strong interest in teaching the course.



Options	Score	Count	Percentage
1-Very Low	1	0	0.0%
2	2	0	0.0%
3	3	0	0.0%
4	4	0	0.0%
5	5	3	12.0%
6-Very High	6	22	88.0%
Statistics			Value
Response Count			25
Mean			5.88
Median			6.00
Standard Deviation			0.33

OPEN-ENDED QUESTIONS


What are the primary strengths and weaknesses of the teaching assistant?

Comments
Generally a very good TA.
Laura was an amazing TA: very well prepared and clear during class, always available to students, and very caring!
She knows very well the material. Her answers were super clear and her TA sessions were very useful. She cares a lot about her students and want them to succeed. She was the best TA I've had in a course.
Laura was an extremely amazing TA. Always open and helpful, I can't think of a way she could have done better!
Very knowledgeable. Great explanations of the material. Outstanding availability to students. Flexibility to schedule extra office hours to accommodate students in different time zones
helpful and good at teachin
.
Strengths – clearly had an immense understanding of the subject, extremely clear, well-prepared for sessions, attention to detail, very approachable, very friendly, encouraged questions, was supportive and welcoming towards students, went out of her way to make sure we had access to help and had our questions answered
Laura is probably the best TA I have had in my life. I am so glad she will be TAing the next two quarters of macro for us.
Weaknesses – pace of returning problem sets (it would be super ideal to get them back every week – I know that might be a lot to ask because of how long the problem sets are though!) – I also know this might trade off with detail of feedback on problem sets and I'm not sure where the right balance lies
Strengths: She was excellent at teaching us strategies to solve the models covered in the course, guiding us throughout her thought process and pointing out situations in which one can get stuck. Also, she seemed genuinely interested in helping us cope with the stress that we face as first year students in a extremely challenging program, and I appreciate that a lot.
Good pacing, good understanding of the problems, ability to keep attention of the students.
well prepared and very good in explaining material
She was great.
cool
Amazing job! Thank you for all!
Laura is very supportive and accessible. She has a gift for explaining complex macro concepts.
Laura has been the best TA of the term. She was very helpful and available. She went through the exercises covered during the TA session with the right pace balancing the time spent on each point and how much clear to be. She was also able to provide many insights on how to quickly solve more complicated questions and how to interpret the results. She was also very helpful during office hours and extra sessions scheduled before exams.
Laura is extremely prepared, clear and available with students. You can really see the effort she puts into teaching the class. Moreover, the sessions really help you learn how to solve the exercises because she clearly explain the questions and the strategies needed to solve it. The breakout rooms were useful too. Absolutely great!
Laura is great and she is super committed to teaching. She is super available and she is super smart. Great ta

REMOTE LEARNING

Rate how well the approaches used in this course for remote instruction during Fall 2020 contributed to your learning.

1. Rate how well the approaches used in this course for remote instruction during Fall 2020 contributed to your learning.



Which aspects of the remote instruction helped contribute to your success in this course? Please explain.

Comments
I enjoyed the TA breakout rooms and would encourage other TAs to use that feature.
It was great to have both professor and TA using the tablet (and some auxiliary slides) to hold lectures and practice sessions
I think the fact that the professor was comfortable with teaching remotely made the class very successful. I like the aspect that we all share our screens so we imitate the classroom feeling a bit. I actually think that I'm preferring virtuality now. He uses his iPad like a board and it was really easy to follow everything, I would say even better than in a classroom. I hope all professors learn to use technology like him and his TA.
The use of iPad was great
recordings
.
The professor greatly emphasized his availability to students in office hours and by appointment. He also maintained a very conversational, friendly tone during the lectures and when he received questions. He also wrote out a lot of what he said, so when I wrote down everything that he wrote down, I could remember almost all of the lecture if I just reread my notes. The professor also spoke slowly, which really helped.
Having recordings of lectures was extremely helpful and reduced the need for taking detailed notes.
The instructors made effort to have discussions and involve us like a classroom session. The recordings and the fact that the instructors were available to adjust and have your queries sorted to be sensitive that some people are not in Evanston per se was great.
it was useful having all the lectures recorded
Lectures with an online board (i.e., shared iPad screen), recorded lectures, the Professor and TA were always available to discuss the material.
Recording
Recordings were great. This allowed me to save time (I was watching them at the doubled speed) and to return back and rewatch something which was unclear at first time. I think that I would not have these opportunities in case of in-person mode of studying.
The option to see again the lecture was a fantastic element to contribute to my success in this course.
The professor and TA use of online lectures was the best across all courses. Both the use of digital supports (tablets) in making the students follow and the possibility to rewatch past lectures was really helpful. In addition, I really appreciated them posting all the notes taken during classes to further help reviewing the material after the lectures or before the exams.
No particular aspect helped me

Which aspects of the remote instruction could be improved? Please explain.

Comments
Generally no issues with the remote instruction.
Staying in front of a screen for 2–3 hours without stopping can be sometimes exhausting. I think it's a good idea to give at least a 10 minutes break to walk around a bit, make coffee/tee or just stop to let the material sink in for a while. The TA always gave us the break. Some people used it to take a break, others to ask questions. I think it was a great idea.
I think that if Notability was used instead of GoodNotes, figures could have been drawn more easily, as Notability has a feature that helps make shapes look good.
perfect
.
The length of the course sessions. They often went 30–45 minutes over the scheduled time, and this made it very challenging to plan for the time after this course and just to make it through the course session itself.
Participating during the lectures was a bit challenging. Talking in a zoom call with 50 "strangers" can be quite scary for some of us. Maybe having more events that help us get to know each other would be useful in this regard. For example, the Microeconomics professor hosted a lunch in groups of 10 people. I think we would have benefited a lot from having many such activities (ideally, this would have happened in the weeks before the Fall began).
Ofentimes the Professor would take longer than what was scheduled to give the lecture – i.e., 3 hours instead of 2 hours. By the time we reached 2 hours, I could not focus as much as I'd like to.
The exam was not well–suited for remote learning. It was really big and required us a lot of algebra, something that doesn't really measure our understanding of the course material. An interesting option perhaps would be to design a take–home exam with a greater time–limit.
none
Nothing, the professor and the teacher assistant use the available technology tools to do an excellent course.
Timing and schedule of the lectures. I appreciate the professor being very passionate and staying until very late after classes. However, I believe lectures should finish more in time (if not in 1h:50min at least not more than 2h). We often have other classes to attend, problem sets to work and other lectures to review. In addition, my personal opinion is that lectures were not evenly distributed across material. Some models were covered in much more time despite not being more difficult than others. I also did not appreciate to have had lectures during the same day of other exams (or also during the same day of the midterm).
Even if the class is online it would be nice if the time at which the class ends is respected.

Northwestern

Individual Report for ECON_411-2_20: Macroeconomics (Laura Murphy)

Project Title: **Course and Teacher Evaluations CTEC Winter 2021**

Courses Audience: **33**
Responses Received: **25**
Response Ratio: **75.8%**

Report Comments

Course and Teacher Evaluations are intended solely for the use of faculty, staff and students of Northwestern University. Any reproduction, republication or redistribution of this site's content is prohibited without the express permission of Northwestern University.

For more information about CTEC Guidelines, please visit our website: <https://www.northwestern.edu/ctec/guidelines>

Creation Date: **Tuesday, March 23, 2021**



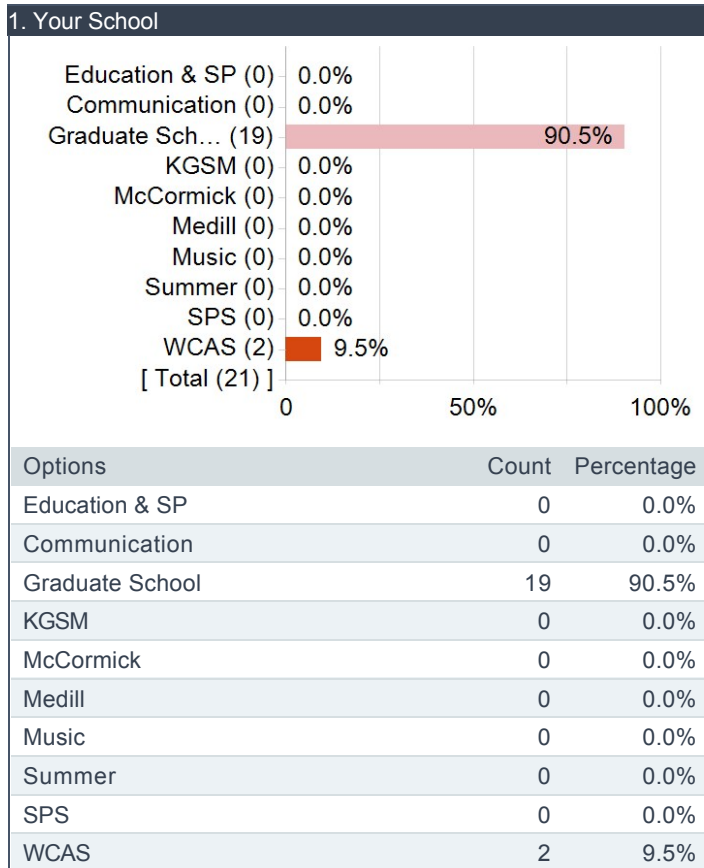
Northwestern University

Course Evaluations

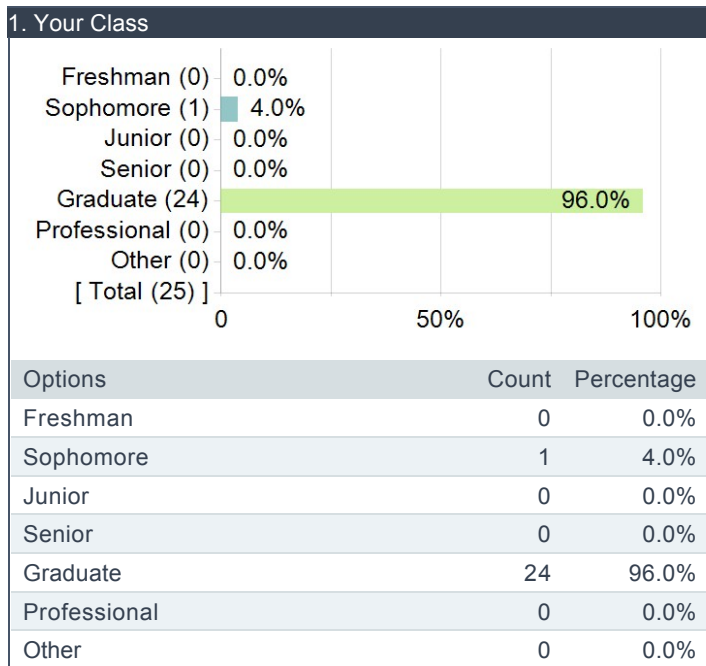
Teaching Assistant	Course
Laura Murphy	ECON_411-2_20: Macroeconomics

DEMOGRAPHICS

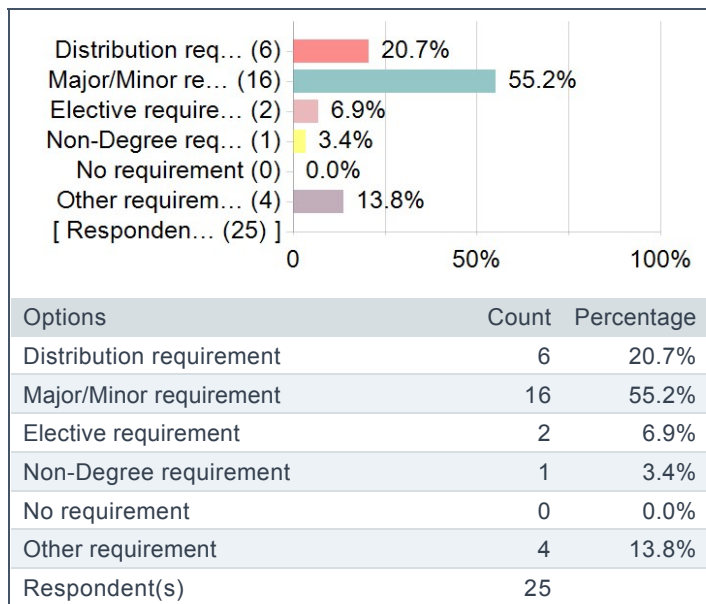
Your School



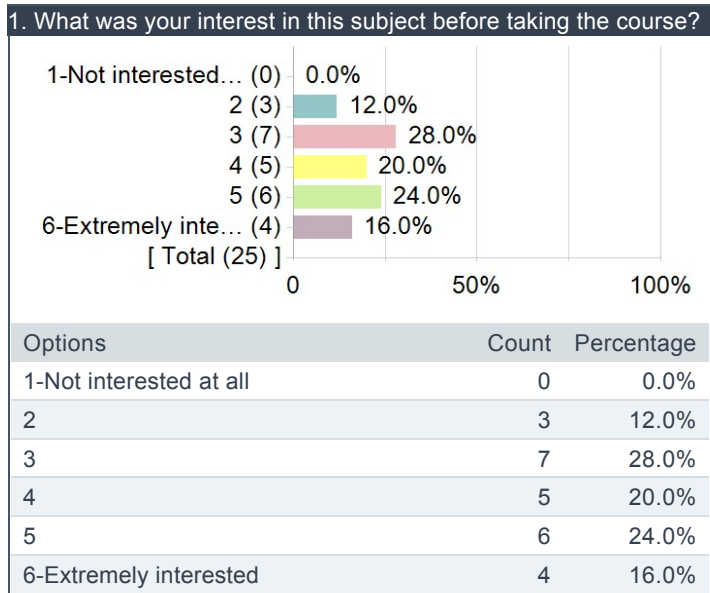
Your Class



What is your reason for taking the course? (mark all that apply)

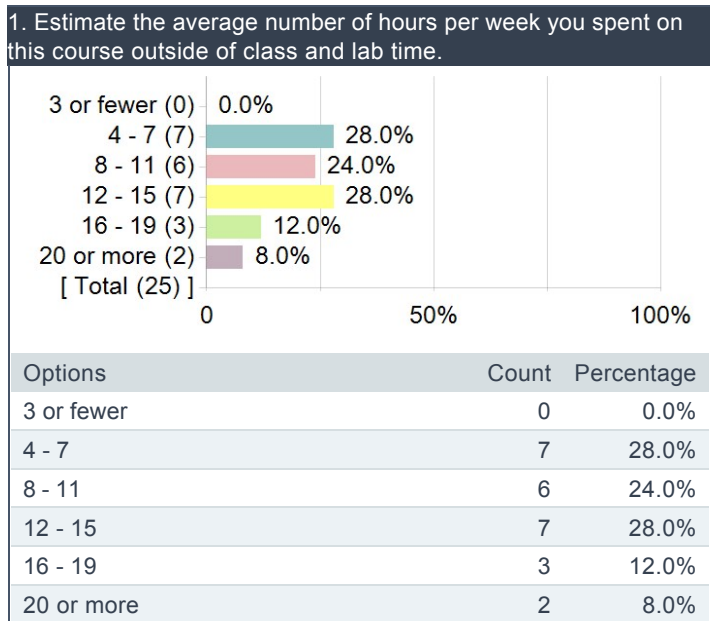


What was your interest in this subject before taking the course?



TIME-SURVEY QUESTION

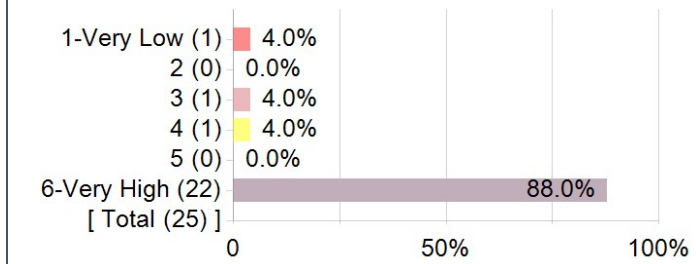
Estimate the average number of hours per week you spent on this course outside of class and lab time.



TA QUESTIONS

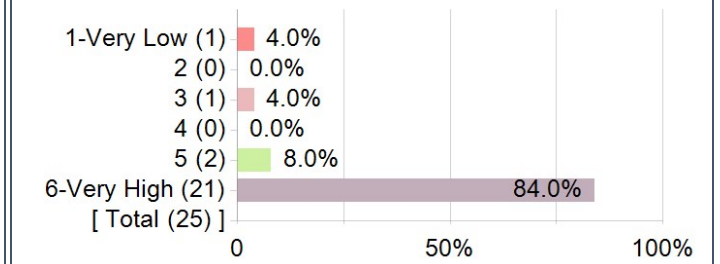
Please rate the TA on the following criteria:

1. The TA was able to answer the students' questions adequately.



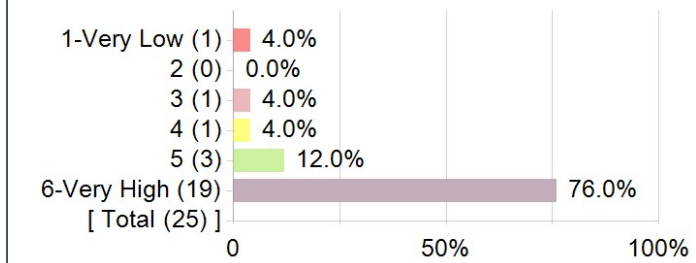
Options	Score	Count	Percentage
1-Very Low	1	1	4.0%
2	2	0	0.0%
3	3	1	4.0%
4	4	1	4.0%
5	5	0	0.0%
6-Very High	6	22	88.0%
Statistics			Value
Response Count			25
Mean			5.60
Median			6.00
Standard Deviation			1.19

2. The TA was well prepared for each session.



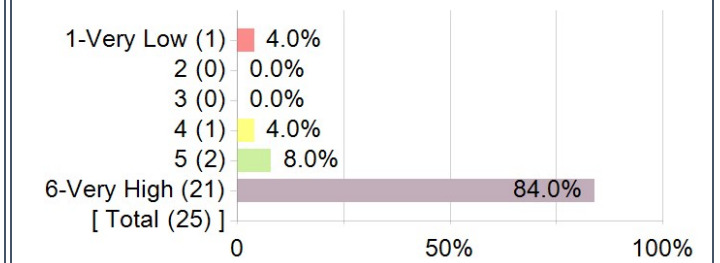
Options	Score	Count	Percentage
1-Very Low	1	1	4.0%
2	2	0	0.0%
3	3	1	4.0%
4	4	0	0.0%
5	5	2	8.0%
6-Very High	6	21	84.0%
Statistics			Value
Response Count			25
Mean			5.60
Median			6.00
Standard Deviation			1.15

3. The TA communicated ideas in a clear manner.



Options	Score	Count	Percentage
1-Very Low	1	1	4.0%
2	2	0	0.0%
3	3	1	4.0%
4	4	1	4.0%
5	5	3	12.0%
6-Very High	6	19	76.0%
Statistics			Value
Response Count			25
Mean			5.48
Median			6.00
Standard Deviation			1.19

4. The TA showed strong interest in teaching the course.



Options	Score	Count	Percentage
1-Very Low	1	1	4.0%
2	2	0	0.0%
3	3	0	0.0%
4	4	1	4.0%
5	5	2	8.0%
6-Very High	6	21	84.0%
Statistics			Value
Response Count			25
Mean			5.64
Median			6.00
Standard Deviation			1.08

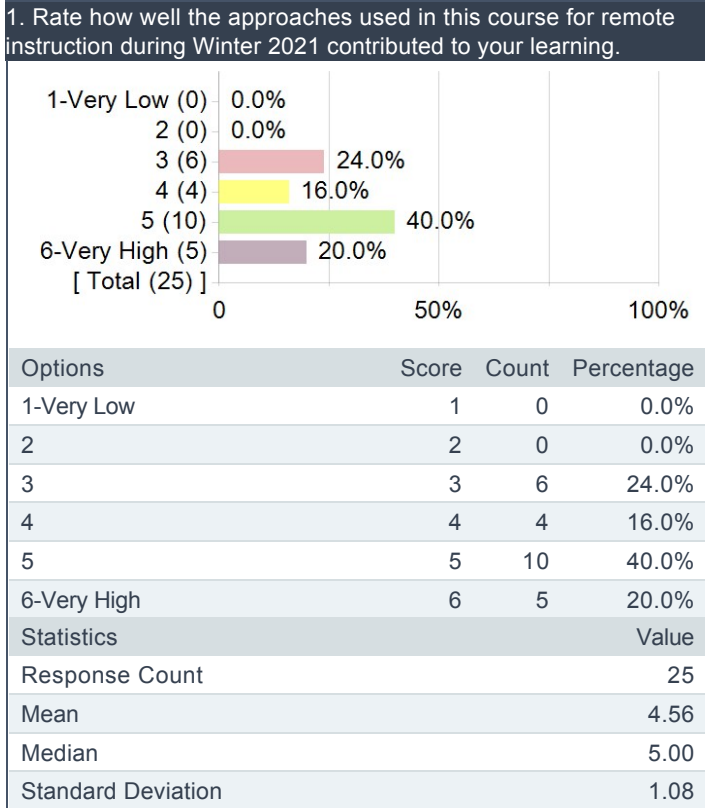
OPEN-ENDED QUESTIONS

What are the primary strengths and weaknesses of the teaching assistant?

Comments
Laura was a really great TA. Always available, clear, and dedicated.
Laura is awesome and she is always incredibly available to answer questions effectively. She also shows concern for our overall wellbeing which is nice
She is well prepared and kind: it is easy to ask questions and I always receive satisfactory answers.
Very clear explanation structure, strong preparation, and a good understanding of the course's content.
Overall Laura is an extremely effective and nearly perfect TA! My only suggestion is that I think it could have been helpful to cover a bit less and spend more time on fundamentals this quarter. For example, I believe there was confusion throughout the first half of the course about the right way to set up a lagrangian with uncertainty and what the full version, specifying all the states and their probabilities, looks like. Having not seen this, there was subsequent confusion about why the more shorthand version, suppressing lots of notation, looks the way it does. I know it was suggested that we do this on our own, but I think it's possible folks didn't know how to do this.
Laura is an excellent TA. So far, the macro sequence is the one I've been enjoying most and one of the things that makes it so good is that TA sessions and Office Hours with Laura are super useful for learning.
You are the best Laura!
.
I have no negative comments. Laura was always well-prepared and available to answer any questions even if it meant going extra time. She was always very helpful in providing guidance through the course in order to understand the main take-aways of each model and what intuition can be derived from it. It is one of the best teacher ever had.
Laura is absolutely fantastic – seems to have an incredible handle on basically every area of Macro and is really really engaging and receptive in TA sessions. Couldn't have asked for more from a TA.
Strengths: extremely clear explanations, strong understanding of mathematical machinery and intuition in macroeconomic models, clearly communicates complex ideas, very receptive of questions, detail-oriented, extremely approachable during TA Session and office hours, welcoming and supportive towards students Weaknesses: the TA sessions last quarter felt like they had a bit of a different balance of narration and algebra (with more narration), and I preferred that slight difference in structure
Should focus less on long algebra derivations that are much more involved than what we have to do on problem sets/tests.
Laura is the best TA I ever had (and also definitely among the best instructors in general). Her way of explaining things makes everything clear, my background in macro is very weak and she was able to make me understand every concept. Not only she is really well prepared for every session and never fails to answer a question, she is also extremely dedicated in general. She really cares about our understanding of concepts and our performance in the subject, never forgets to schedule extra office hours and exam reviews before exams. Going through the slides with her at OH is definitely the most useful way of studying the subject!
Another great quarter as TA for Laura! Difficult to do better!
All strengths, no pareto improvements possible :)
She is very clear and available!!! Everyone likes her :)
She is simply the best TA I've ever had. Very clear and detailed in her explanations. She masters very well the material and one can see that she likes teaching ..

REMOTE LEARNING

Rate how well the approaches used in this course for remote instruction during Winter 2021 contributed to your learning.



Which aspects of the remote instruction helped contribute to your success in this course? Please explain.

Comments
Having lectures recorded was extremely useful for revieweing the material.
.
.
It was great to have the hybrid classes when we had the chance!
I really appreciated that Guido lectured a few times in-person at the end.
It was easier to ask questions

Which aspects of the remote instruction could be improved? Please explain.

Comments
I think that the pace of some lectures was a bit too fast and hard to follow. This was of course easy to deal with because we had all lectures recorded and could go back to them later.
.
.
More interactive writing during the lectures is always appreciated
Marty should improve his set-up so he is writing on the screen while he talks – I think this would help him slow down and make it easier to follow the lecture.
Professors go really too fast when explaining algebra using slides, there is not even time to read through them at the pace at which they are scrolled.
Adding a raised hand option will help. It's better to have an option to raise hand than interrupting the professor every time you want to ask something.

Northwestern

Individual Report for ECON_411-3_20: Macroeconomics (Laura Murphy)

Project Title: **Course and Teacher Evaluations CTEC Spring 2021**

Courses Audience: **14**
Responses Received: **8**
Response Ratio: **57.1%**

Report Comments

Course and Teacher Evaluations are intended solely for the use of faculty, staff and students of Northwestern University. Any reproduction, republication or redistribution of this site's content is prohibited without the express permission of Northwestern University.

For more information about CTEC Guidelines, please visit our website: <https://www.northwestern.edu/ctec/guidelines>

Creation Date: **Tuesday, June 15, 2021**

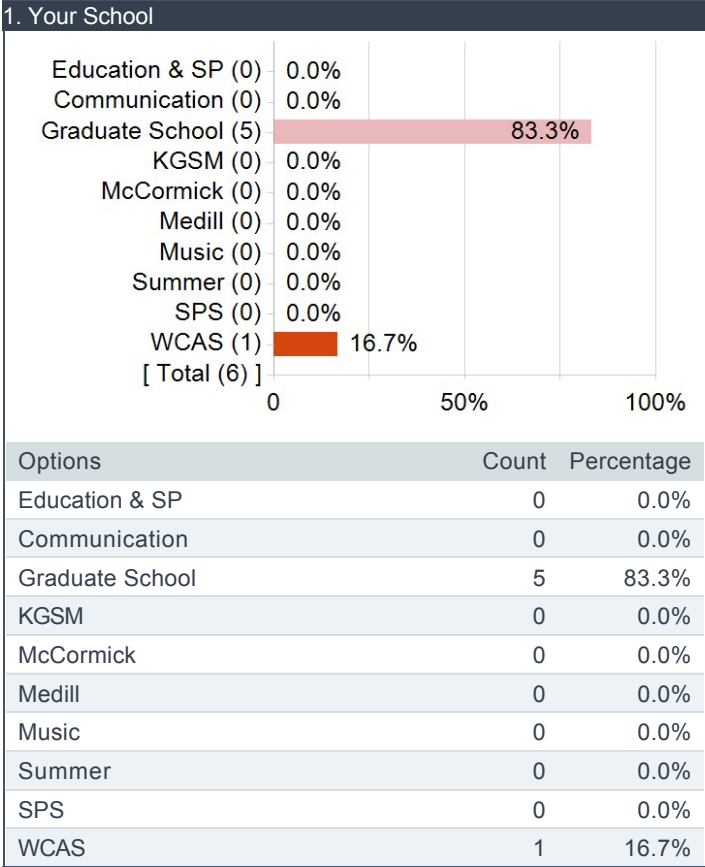
Northwestern University

Course Evaluations

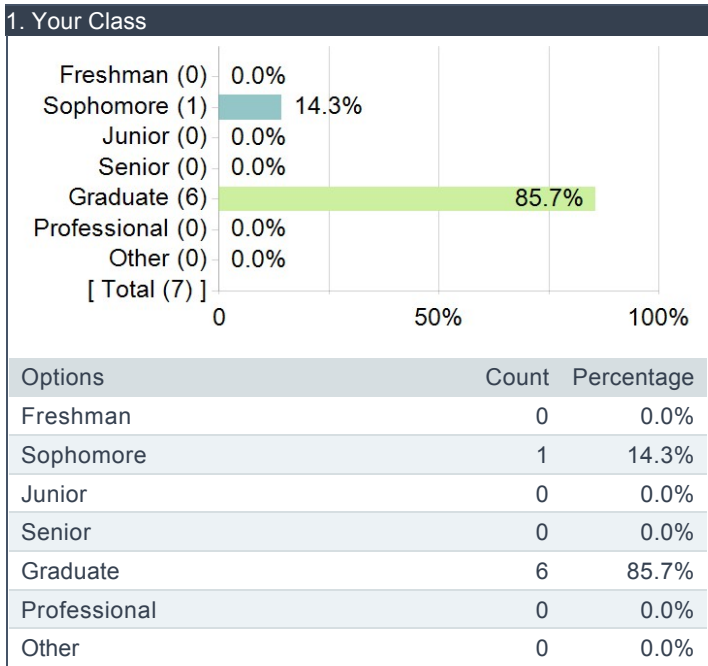
Teaching Assistant	Course
Laura Murphy	ECON_411-3_20: Macroeconomics

DEMOGRAPHICS

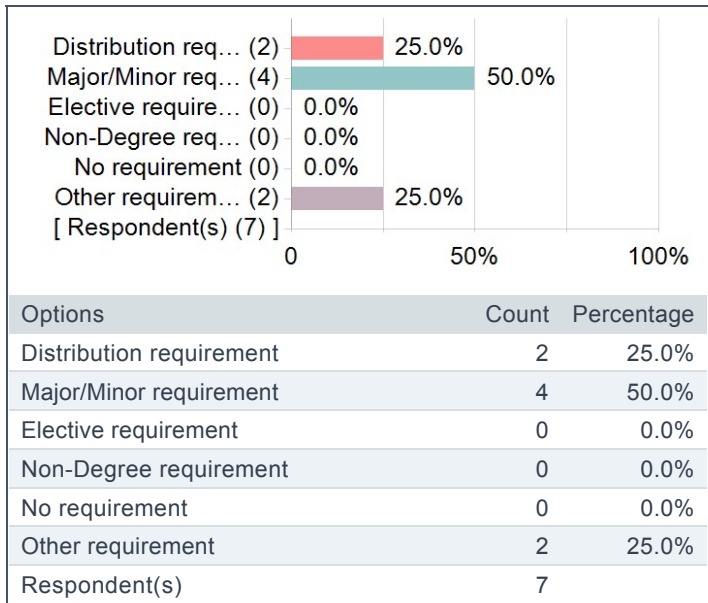
Your School



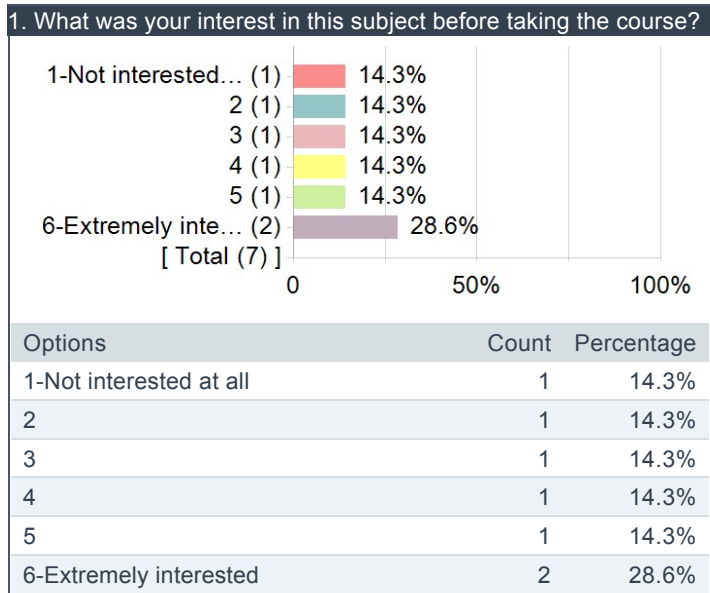
Your Class



What is your reason for taking the course? (mark all that apply)

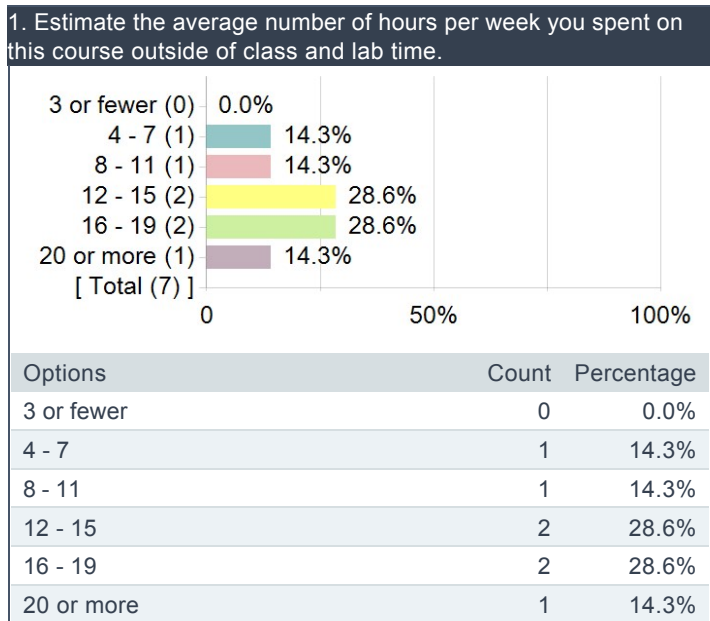


What was your interest in this subject before taking the course?



TIME-SURVEY QUESTION

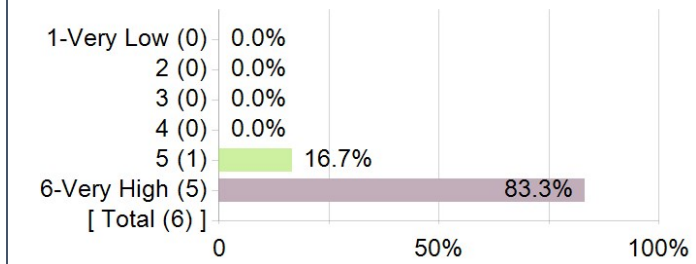
Estimate the average number of hours per week you spent on this course outside of class and lab time.



TA QUESTIONS

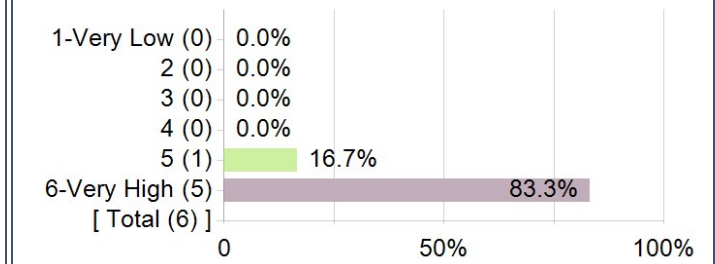
Please rate the TA on the following criteria:

1. The TA was able to answer the students' questions adequately.



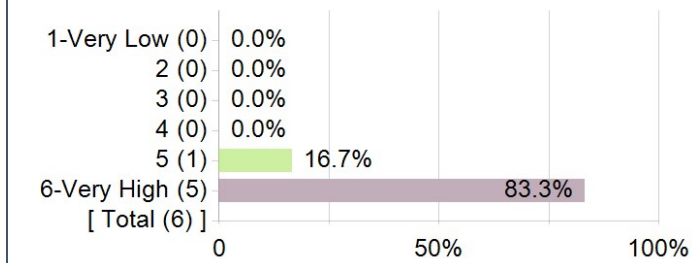
Options	Score	Count	Percentage
1-Very Low	1	0	0.0%
2	2	0	0.0%
3	3	0	0.0%
4	4	0	0.0%
5	5	1	16.7%
6-Very High	6	5	83.3%
Statistics			Value
Response Count		6	
Mean		5.83	
Median		6.00	
Standard Deviation		0.41	

2. The TA was well prepared for each session.



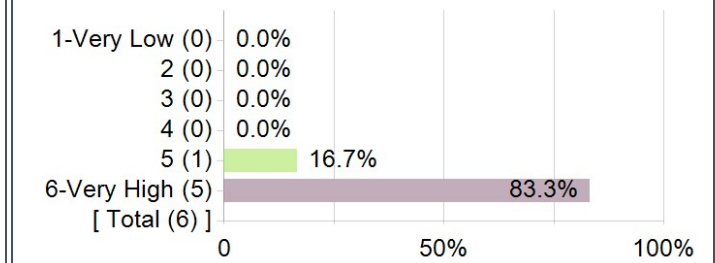
Options	Score	Count	Percentage
1-Very Low	1	0	0.0%
2	2	0	0.0%
3	3	0	0.0%
4	4	0	0.0%
5	5	1	16.7%
6-Very High	6	5	83.3%
Statistics			Value
Response Count		6	
Mean		5.83	
Median		6.00	
Standard Deviation		0.41	

3. The TA communicated ideas in a clear manner.



Options	Score	Count	Percentage
1-Very Low	1	0	0.0%
2	2	0	0.0%
3	3	0	0.0%
4	4	0	0.0%
5	5	1	16.7%
6-Very High	6	5	83.3%
Statistics			Value
Response Count		6	
Mean		5.83	
Median		6.00	
Standard Deviation		0.41	

4. The TA showed strong interest in teaching the course.



Options	Score	Count	Percentage
1-Very Low	1	0	0.0%
2	2	0	0.0%
3	3	0	0.0%
4	4	0	0.0%
5	5	1	16.7%
6-Very High	6	5	83.3%
Statistics			Value
Response Count		6	
Mean		5.83	
Median		6.00	
Standard Deviation		0.41	

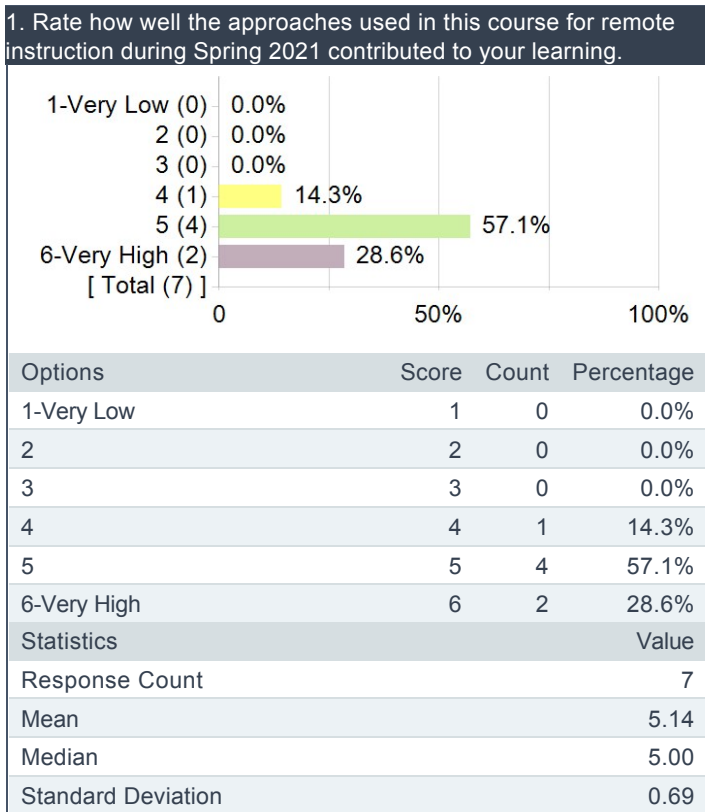
OPEN-ENDED QUESTIONS

What are the primary strengths and weaknesses of the teaching assistant?

Comments
Laura was great. No suggestions for improvements since she has already achieved the constrained maximum :)
Best TA ever, always available and very clear in solving doubts.
She is a perfect TA
No weaknesses come to mind. All the TA sessions she conducted where very engaging and clear. I specially liked the session in which she taught us about algorithms for macro models, which was extremely useful. And the jupyter notebooks she produced with solutions to computational problems where a great resource with which to learn how to code well.

REMOTE LEARNING

Rate how well the approaches used in this course for remote instruction during Spring 2021 contributed to your learning.



Which aspects of the remote instruction helped contribute to your success in this course? Please explain.

Comments
The recordings of lectures where very useful.

Which aspects of the remote instruction could be improved? Please explain.

Comments
It was not very easy to work on highly complex problem sets with a group without having the ability to meet in-person. I am not really sure about what could be done about that.

Northwestern

Individual Report for ECON_411-3_30: Macroeconomics (Laura Murphy)

Project Title: **Course and Teacher Evaluations CTEC Spring 2021**

Courses Audience: **19**
Responses Received: **12**
Response Ratio: **63.2%**

Report Comments

Course and Teacher Evaluations are intended solely for the use of faculty, staff and students of Northwestern University. Any reproduction, republication or redistribution of this site's content is prohibited without the express permission of Northwestern University.

For more information about CTEC Guidelines, please visit our website: <https://www.northwestern.edu/ctec/guidelines>

Creation Date: **Tuesday, June 15, 2021**



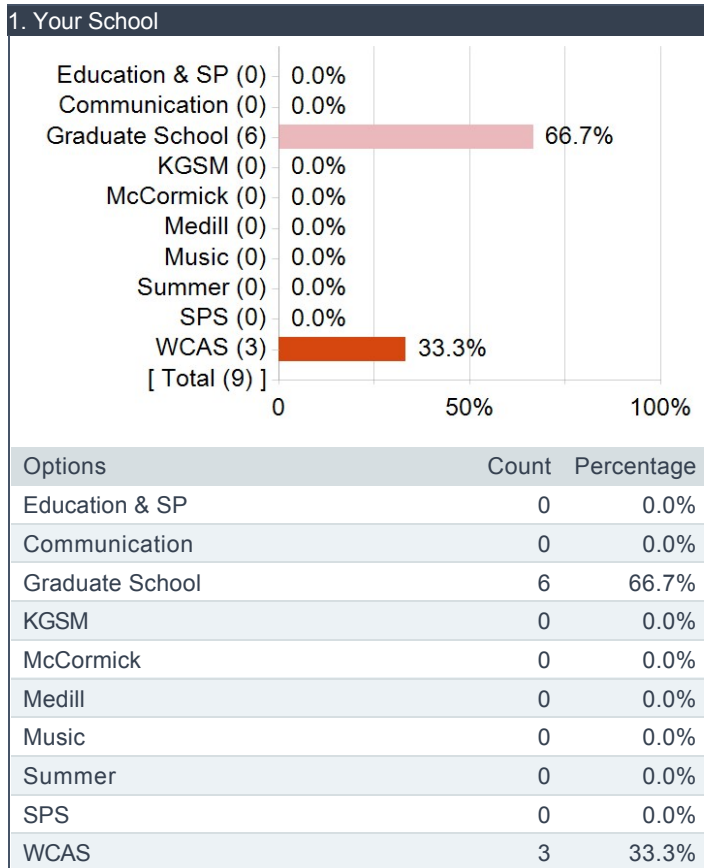
Northwestern University

Course Evaluations

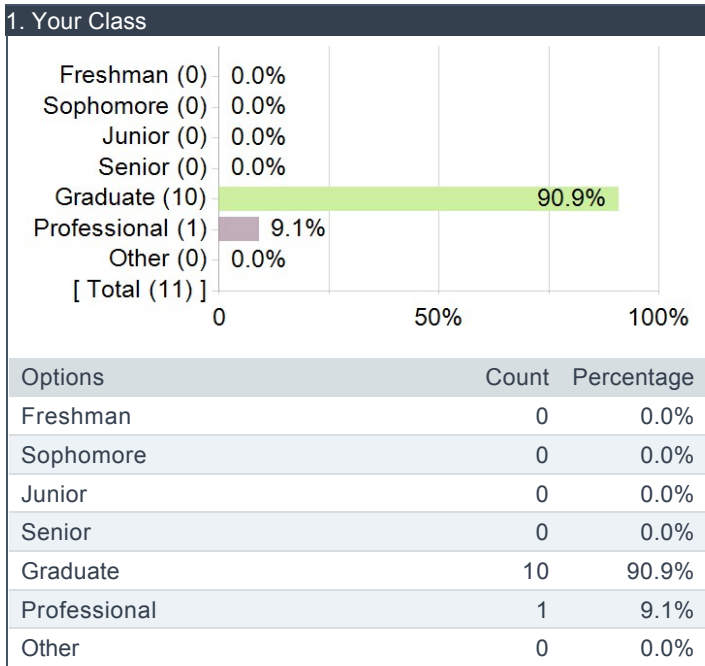
Teaching Assistant	Course
Laura Murphy	ECON_411-3_30: Macroeconomics

DEMOGRAPHICS

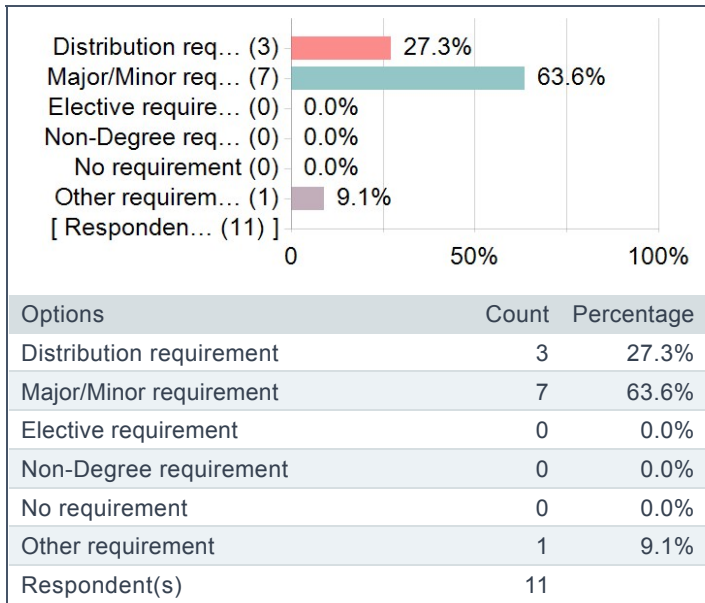
Your School



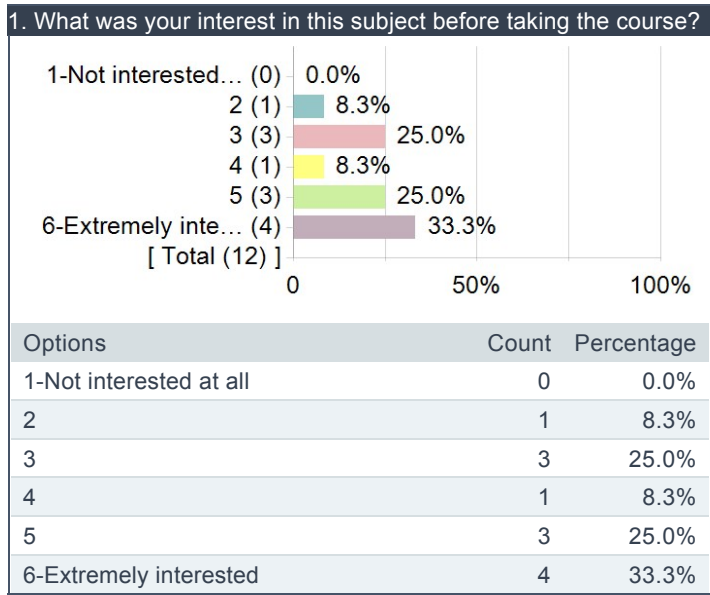
Your Class



What is your reason for taking the course? (mark all that apply)

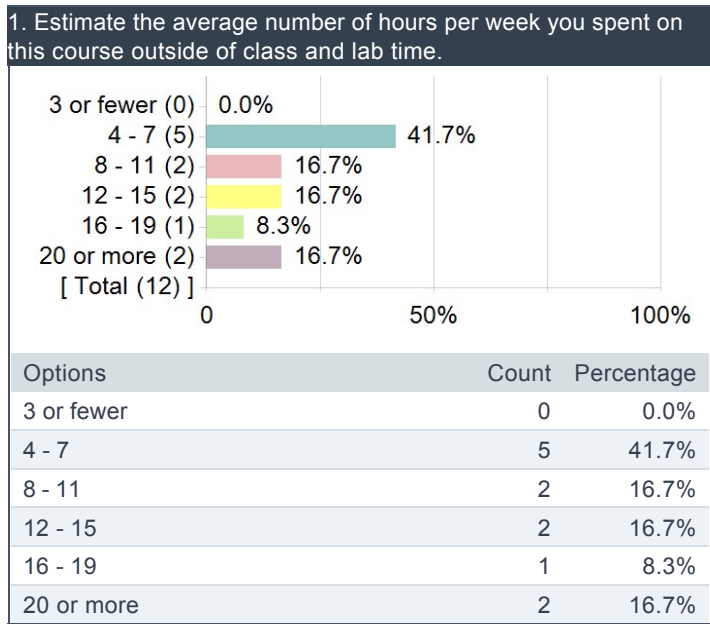


What was your interest in this subject before taking the course?



TIME-SURVEY QUESTION

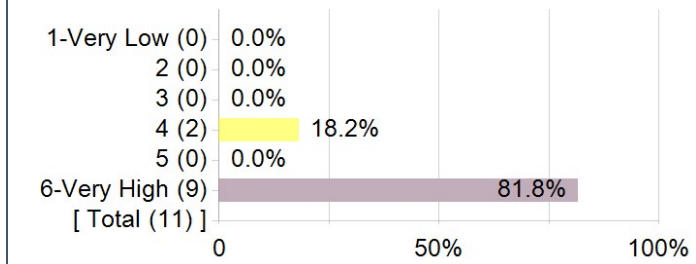
Estimate the average number of hours per week you spent on this course outside of class and lab time.



TA QUESTIONS

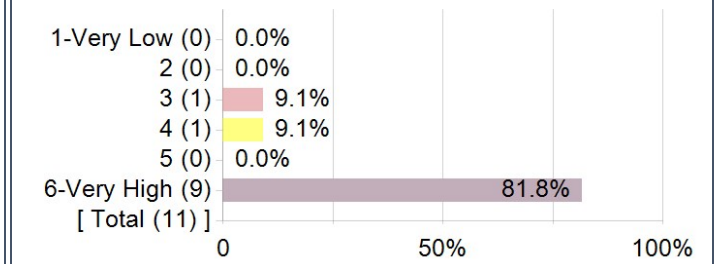
Please rate the TA on the following criteria:

1. The TA was able to answer the students' questions adequately.



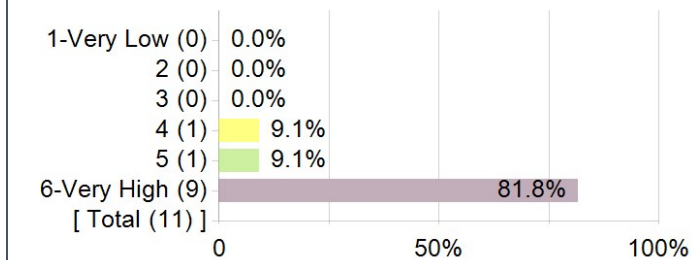
Options	Score	Count	Percentage
1-Very Low	1	0	0.0%
2	2	0	0.0%
3	3	0	0.0%
4	4	2	18.2%
5	5	0	0.0%
6-Very High	6	9	81.8%
Statistics			Value
Response Count			11
Mean			5.64
Median			6.00
Standard Deviation			0.81

2. The TA was well prepared for each session.



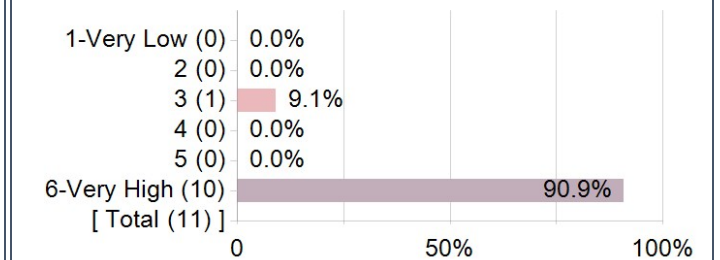
Options	Score	Count	Percentage
1-Very Low	1	0	0.0%
2	2	0	0.0%
3	3	1	9.1%
4	4	1	9.1%
5	5	0	0.0%
6-Very High	6	9	81.8%
Statistics			Value
Response Count			11
Mean			5.55
Median			6.00
Standard Deviation			1.04

3. The TA communicated ideas in a clear manner.



Options	Score	Count	Percentage
1-Very Low	1	0	0.0%
2	2	0	0.0%
3	3	0	0.0%
4	4	1	9.1%
5	5	1	9.1%
6-Very High	6	9	81.8%
Statistics			Value
Response Count			11
Mean			5.73
Median			6.00
Standard Deviation			0.65

4. The TA showed strong interest in teaching the course.



Options	Score	Count	Percentage
1-Very Low	1	0	0.0%
2	2	0	0.0%
3	3	1	9.1%
4	4	0	0.0%
5	5	0	0.0%
6-Very High	6	10	90.9%
Statistics			Value
Response Count			11
Mean			5.73
Median			6.00
Standard Deviation			0.90

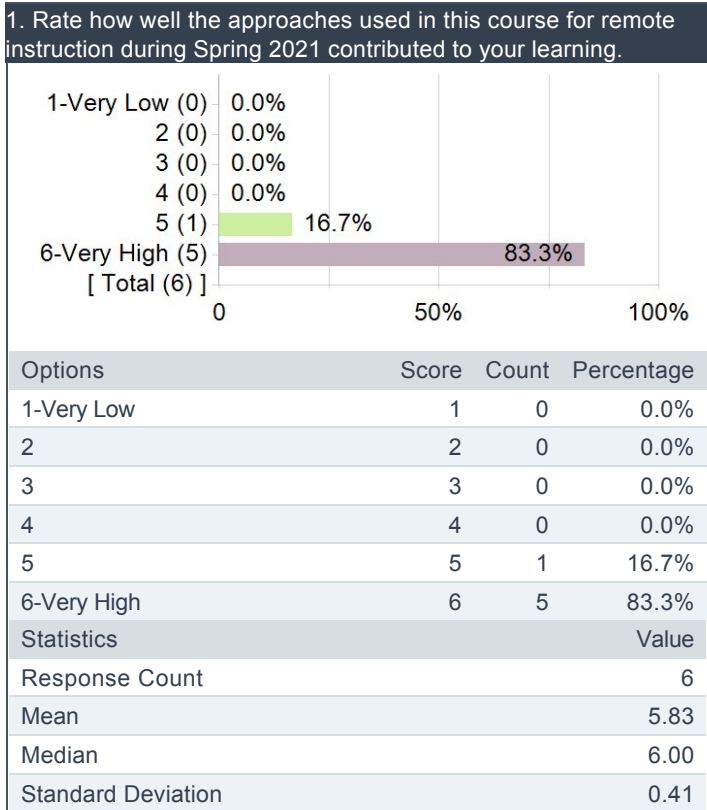
OPEN-ENDED QUESTIONS

What are the primary strengths and weaknesses of the teaching assistant?

Comments
Laura confirmed, one more time, to be an awesome TA (and person): we will miss her teaching next quarter! :) Though we won't miss macro :P
.
Laura is well prepared for her TA sessions, is eager to answer the questions and reverts back even after the classes if there was a question which was left doubtful. She cross checks doubly to know if the class understood and is always available during office hours and TA sessions to help with silliest of the queries.
Thank for your help during all over the year
After the third quarter with Laura I think I don't know anymore how to express how great she is. She is not only able to transmit her interest in the topics but she is extremely patient, as well as effective, in explaining them. She devotes a lot of time to her students and in every TA sessions and office hour it is clear that she deeply cares about us understanding the concepts and providing help in any way that she can. First year is tough and it is nice to realize you have someone in your corner.

REMOTE LEARNING

Rate how well the approaches used in this course for remote instruction during Spring 2021 contributed to your learning.



Which aspects of the remote instruction helped contribute to your success in this course? Please explain.

Comments
The hybrid model worked very well for me!
.
The availability of recording was really helpful as you could go back to it when needed.
I always attended in person classes

Which aspects of the remote instruction could be improved? Please explain.

Comments
.
I always attended in person classes

Individual Report for ECON_316-0_20: Advanced Macroeconomics (Laura Murphy)

Project Title: **Course and Teacher Evaluations CTEC Fall 2021**

Courses Audience: **9**
Responses Received: **6**
Response Ratio: **66.7%**

Report Comments

Course and Teacher Evaluations are intended solely for the use of faculty, staff and students of Northwestern University. Any reproduction, republication or redistribution of this site's content is prohibited without the express permission of Northwestern University.

For more information about CTEC Guidelines, please visit our website: <https://www.northwestern.edu/ctec/guidelines>

Creation Date: **Wednesday, January 12, 2022**

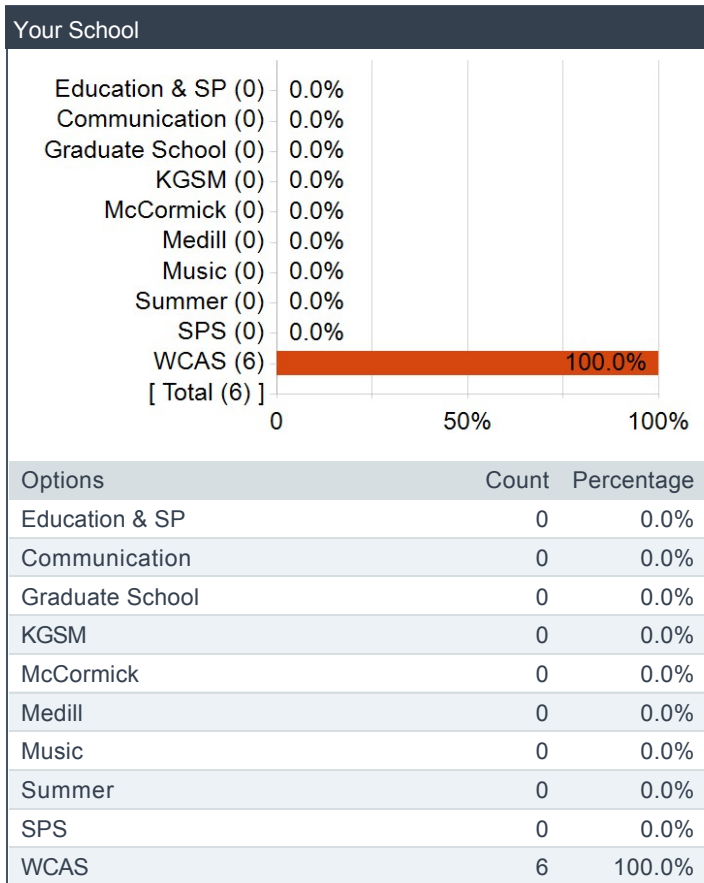
Northwestern University

Course Evaluations

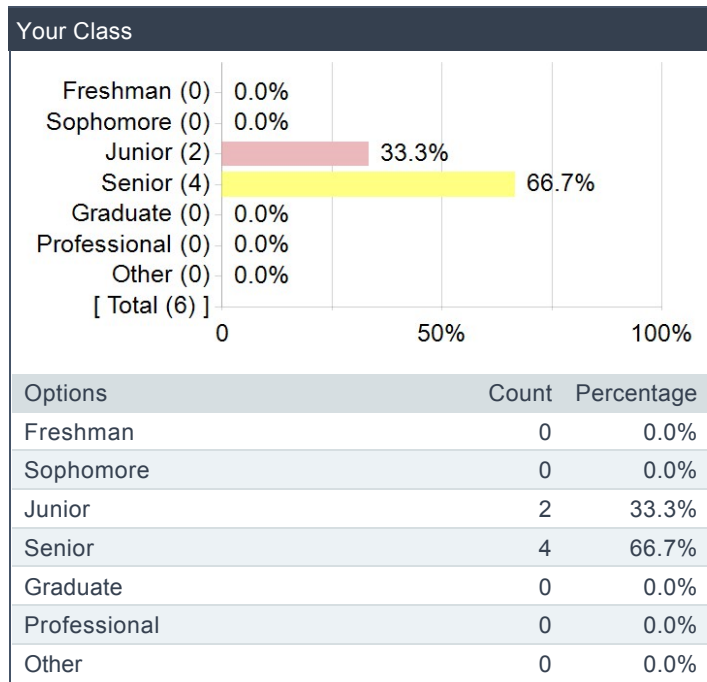
Teaching Assistant	Course
Laura Murphy	ECON_316-0_20: Advanced Macroeconomics

DEMOGRAPHICS

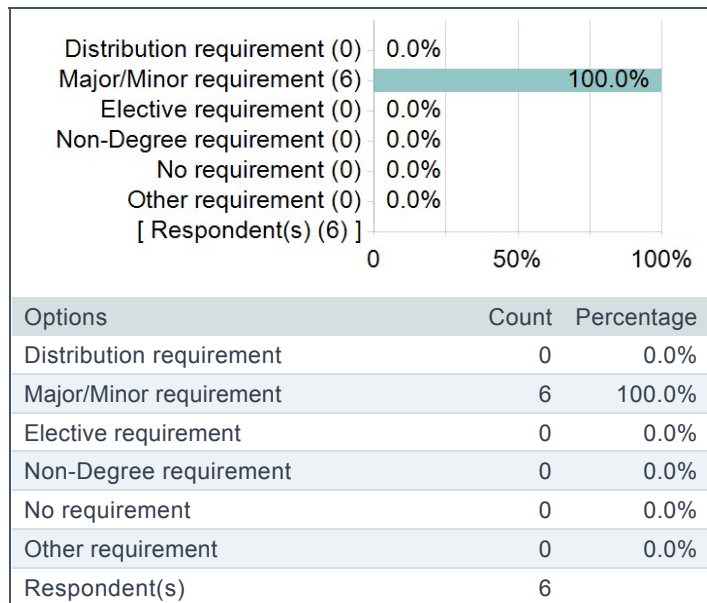
Your School



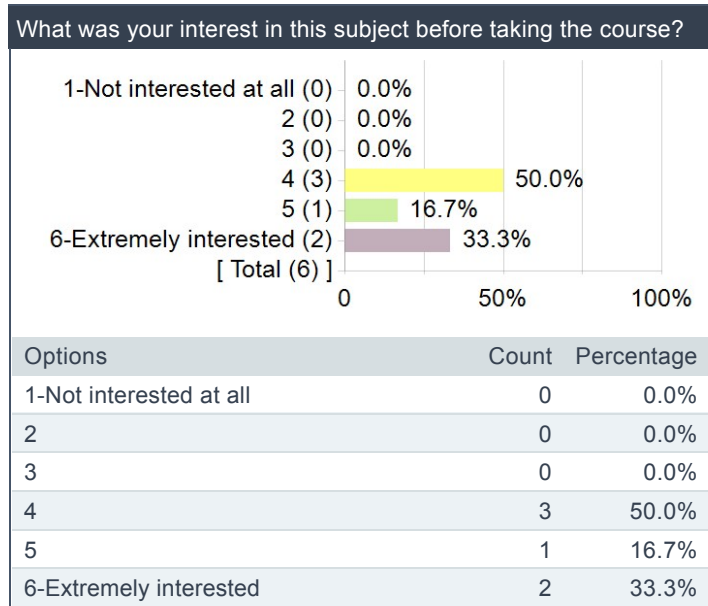
Your Class



What is your reason for taking the course? (mark all that apply)

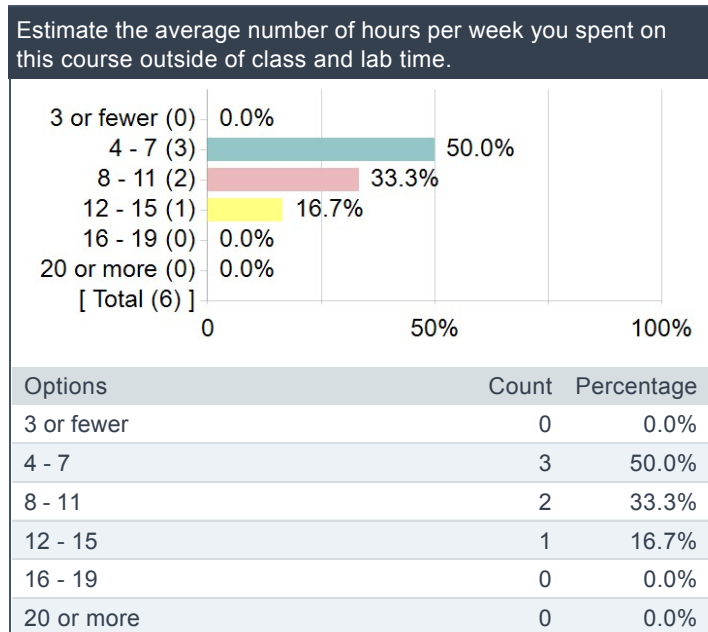


What was your interest in this subject before taking the course?



TIME-SURVEY QUESTION

Estimate the average number of hours per week you spent on this course outside of class and lab time.



TA QUESTIONS

Please rate the TA on the following criteria:

1. The TA was able to answer the students' questions adequately.				2. The TA was well prepared for each session.			
Options	Score	Count	Percentage	Options	Score	Count	Percentage
1-Very Low	1	0	0.0%	1-Very Low	1	0	0.0%
2	2	0	0.0%	2	2	0	0.0%
3	3	0	0.0%	3	3	0	0.0%
4	4	0	0.0%	4	4	0	0.0%
5	5	0	0.0%	5	5	0	0.0%
6-Very High	6	6	100.0%	6-Very High	6	6	100.0%
Statistics			Value	Statistics			Value
Response Count			6	Response Count			6
Mean			6.00	Mean			6.00
Median			6.00	Median			6.00
Standard Deviation			0.00	Standard Deviation			0.00
3. The TA communicated ideas in a clear manner.				4. The TA showed strong interest in teaching the course.			
Options	Score	Count	Percentage	Options	Score	Count	Percentage
1-Very Low	1	0	0.0%	1-Very Low	1	0	0.0%
2	2	0	0.0%	2	2	0	0.0%
3	3	0	0.0%	3	3	0	0.0%
4	4	0	0.0%	4	4	0	0.0%
5	5	0	0.0%	5	5	0	0.0%
6-Very High	6	6	100.0%	6-Very High	6	6	100.0%
Statistics			Value	Statistics			Value
Response Count			6	Response Count			6
Mean			6.00	Mean			6.00
Median			6.00	Median			6.00
Standard Deviation			0.00	Standard Deviation			0.00

OPEN-ENDED QUESTIONS

What are the primary strengths and weaknesses of the teaching assistant?

Comments
She is very helpful, detailed, and extremely good at teaching concepts (by explaining difficult concepts in easier terms) to her students! She is an excellent TA :)
Laura is the best TA I have ever had. She communicated ideas clearly, was super considerate for student needs, and was extremely knowledgeable and prepared for sections. Laura would be a fantastic professor if she chose to do so in the future. If Laura was a fantasy football player she'd be rostered in 100% of leagues
Flexible and explained all the main parts of the models succinctly which helped a lot.
Laura is the best TA I had throughout my 4 years at Northwestern. It really shows that she cared about us, from giving us a bit more time to complete the assignments to making herself available outside her OH. Laura is literally the best.
Laura is one of the best TA's I've ever had. She explained concepts really well and was really helpful during office hours and when preparing for exams.

Copy of Individual Report for ECON_316-0_20: Advanced Macroeconomics (Laura Murphy)

Project Title: **Course and Teacher Evaluations CTEC Fall 2022**

Courses Audience: **7**
Responses Received: **6**
Response Ratio: **85.7%**

Report Comments

Course and Teacher Evaluations are intended solely for the use of faculty, staff and students of Northwestern University. Any reproduction, republication or redistribution of this site's content is prohibited without the express permission of Northwestern University.

For more information about CTEC Guidelines, please visit our website: <https://www.northwestern.edu/ctec/guidelines>

Creation Date: **Tuesday, December 20, 2022**

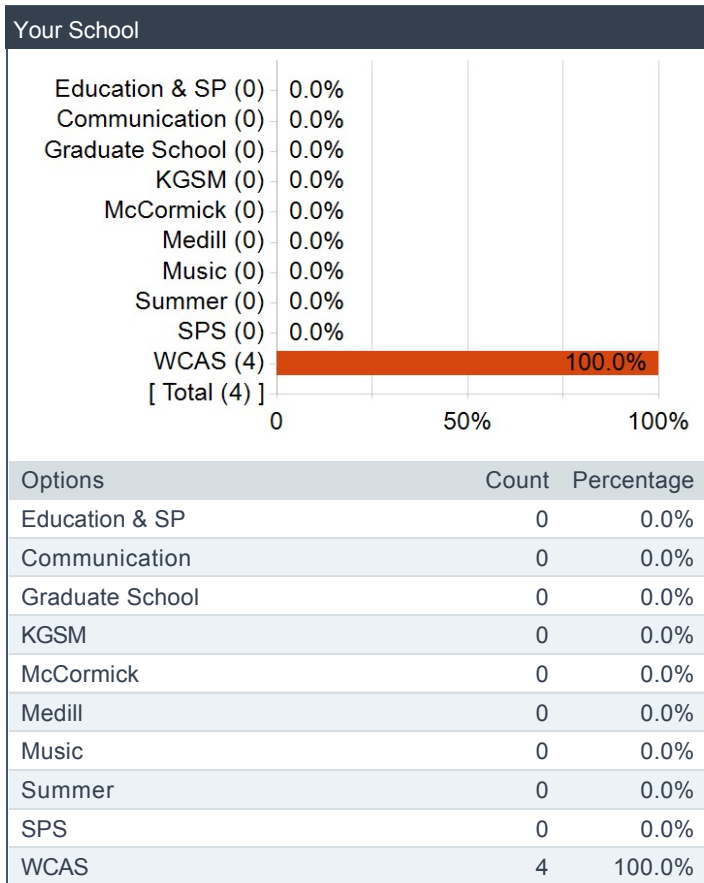
Northwestern University

Course Evaluations

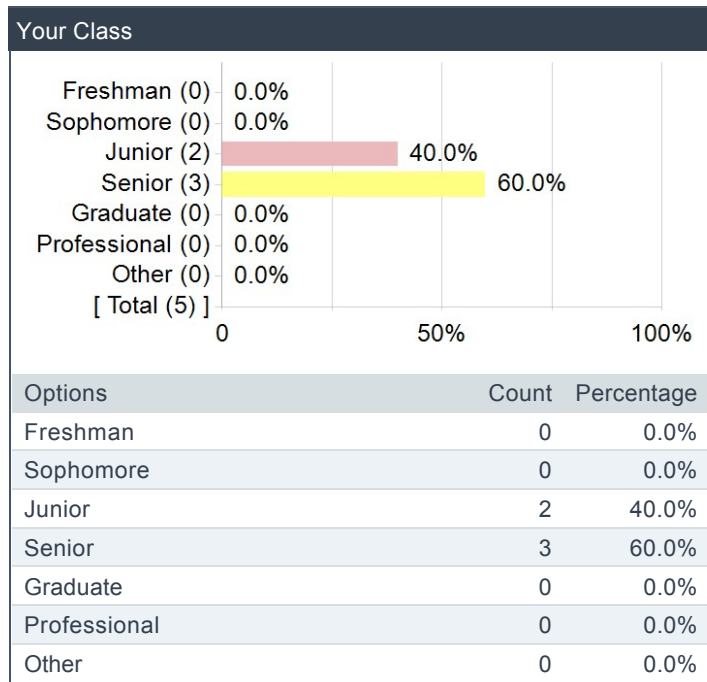
Teaching Assistant	Course
Laura Murphy	ECON_316-0_20: Advanced Macroeconomics

DEMOGRAPHICS

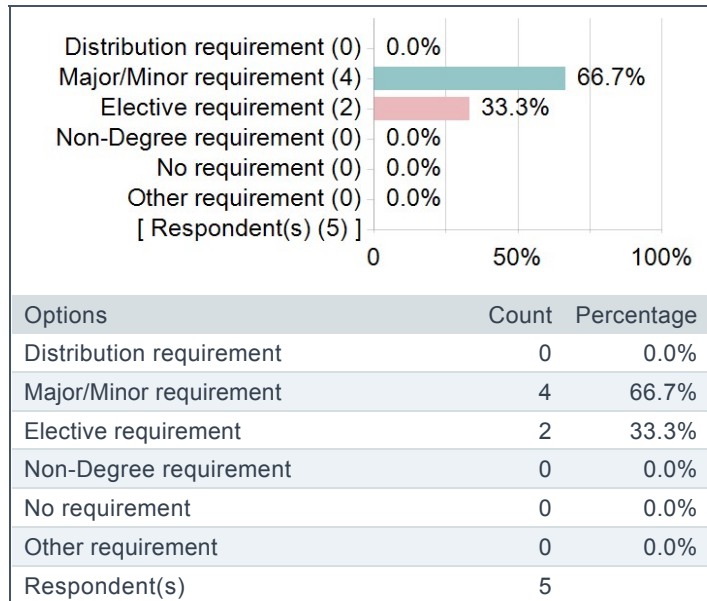
Your School



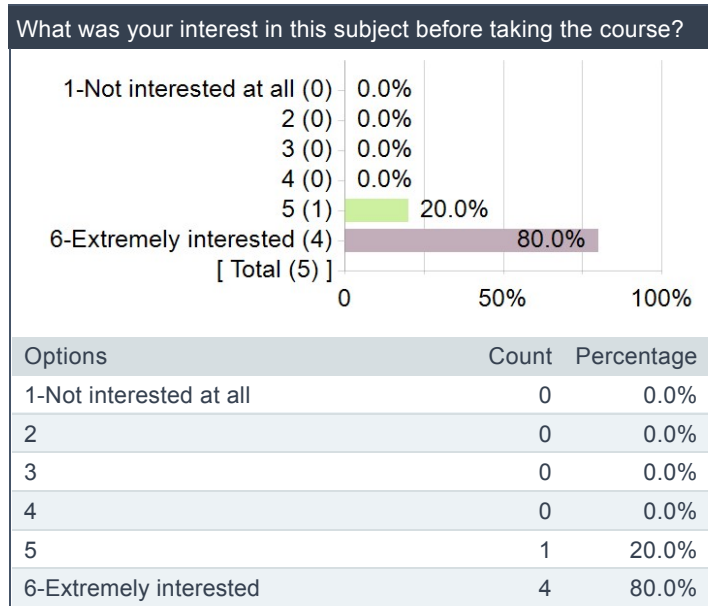
Your Class



What is your reason for taking the course? (mark all that apply)

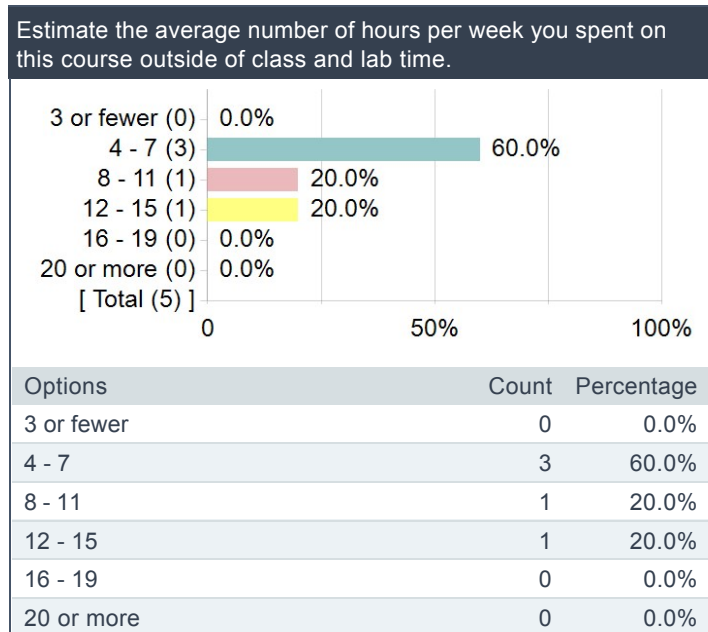


What was your interest in this subject before taking the course?



TIME-SURVEY QUESTION

Estimate the average number of hours per week you spent on this course outside of class and lab time.



TA QUESTIONS

Please rate the TA on the following criteria:

1. The TA was able to answer the students' questions adequately.				2. The TA was well prepared for each session.			
<p>1-Very Low (0) 0.0% 2 (0) 0.0% 3 (0) 0.0% 4 (0) 0.0% 5 (0) 0.0% 6-Very High (5) 100.0% [Total (5)]</p>				<p>1-Very Low (0) 0.0% 2 (0) 0.0% 3 (0) 0.0% 4 (0) 0.0% 5 (0) 0.0% 6-Very High (5) 100.0% [Total (5)]</p>			
Options	Score	Count	Percentage	Options	Score	Count	Percentage
1-Very Low	1	0	0.0%	1-Very Low	1	0	0.0%
2	2	0	0.0%	2	2	0	0.0%
3	3	0	0.0%	3	3	0	0.0%
4	4	0	0.0%	4	4	0	0.0%
5	5	0	0.0%	5	5	0	0.0%
6-Very High	6	5	100.0%	6-Very High	6	5	100.0%
Statistics			Value	Statistics			Value
Response Count			5	Response Count			5
Mean			6.00	Mean			6.00
Median			6.00	Median			6.00
Standard Deviation			0.00	Standard Deviation			0.00
3. The TA communicated ideas in a clear manner.				4. The TA showed strong interest in teaching the course.			
<p>1-Very Low (0) 0.0% 2 (0) 0.0% 3 (0) 0.0% 4 (0) 0.0% 5 (0) 0.0% 6-Very High (5) 100.0% [Total (5)]</p>				<p>1-Very Low (0) 0.0% 2 (0) 0.0% 3 (0) 0.0% 4 (0) 0.0% 5 (0) 0.0% 6-Very High (5) 100.0% [Total (5)]</p>			
Options	Score	Count	Percentage	Options	Score	Count	Percentage
1-Very Low	1	0	0.0%	1-Very Low	1	0	0.0%
2	2	0	0.0%	2	2	0	0.0%
3	3	0	0.0%	3	3	0	0.0%
4	4	0	0.0%	4	4	0	0.0%
5	5	0	0.0%	5	5	0	0.0%
6-Very High	6	5	100.0%	6-Very High	6	5	100.0%
Statistics			Value	Statistics			Value
Response Count			5	Response Count			5
Mean			6.00	Mean			6.00
Median			6.00	Median			6.00
Standard Deviation			0.00	Standard Deviation			0.00

OPEN-ENDED QUESTIONS

What are the primary strengths and weaknesses of the teaching assistant?

Comments
GOAT
She explained course content clearly.

The logo for Northwestern University, featuring the word "Northwestern" in a purple serif font.

Student Report for ECON_316-0_20: Advanced Macroeconomics (Martin Eichenbaum)

Project Title: **Course and Teacher Evaluations CTEC Winter 2024**

Courses Audience: 9	Instructors Audience: 9
Responses Received: 6	Responses Received: 6
Response Ratio: 66.7%	Response Ratio: 66.7%

Report Comments

Course and Teacher Evaluations are intended solely for the use of faculty, staff and students of Northwestern University. Any reproduction, republication or redistribution of this site's content is prohibited without the express permission of Northwestern University.

For more information about the CTEC Guidelines please visit our website: <http://www.northwestern.edu/ctec/guidelines/index.html>

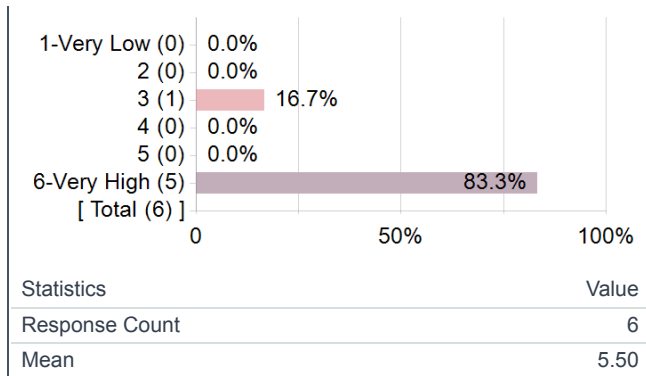
Prepared by: **Alison Lanser Phillips**
Creation Date: **Sunday, May 05, 2024**

The logo for Blue, consisting of the word "blue" in a lowercase, blue, sans-serif font with a registered trademark symbol.

COURSE QUESTIONS

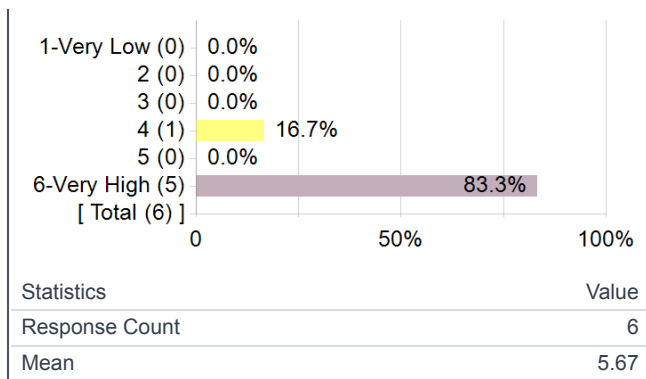
1. Provide an overall rating of the instruction.

Provide an overall rating of the instruction.



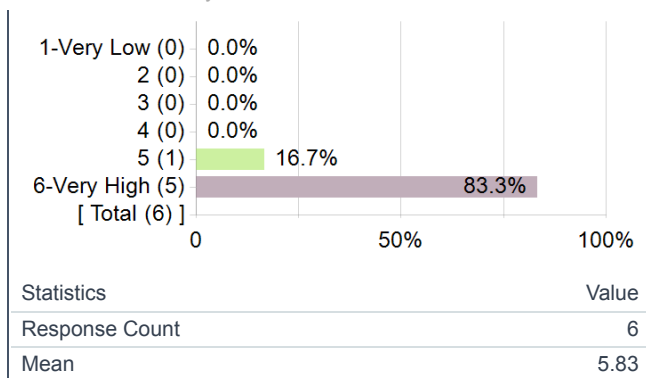
2. Provide an overall rating of the course.

Provide an overall rating of the course.



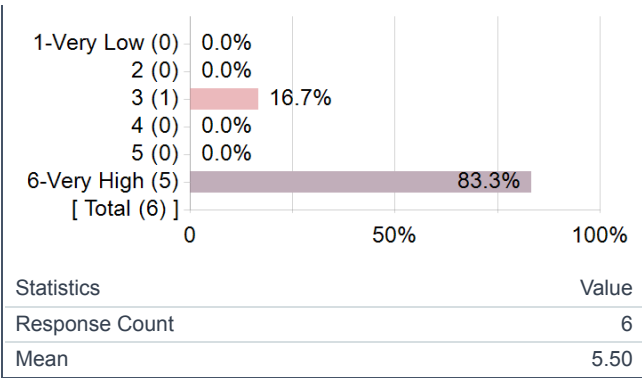
3. Estimate how much you learned in the course.

Estimate how much you learned in the course.



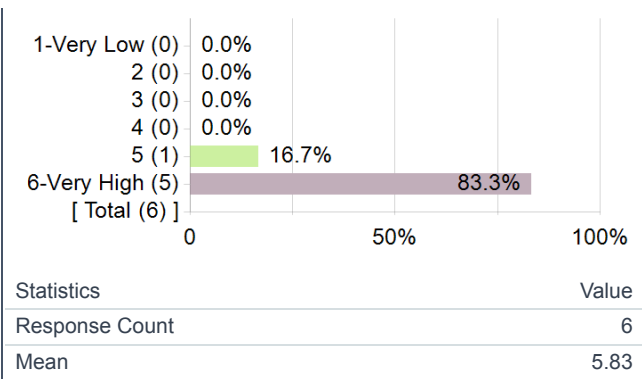
4. Rate the effectiveness of the course in challenging you intellectually.

Rate the effectiveness of the course in challenging you intellectually.



5. Rate the effectiveness of the instructor in stimulating your interest in the subject.

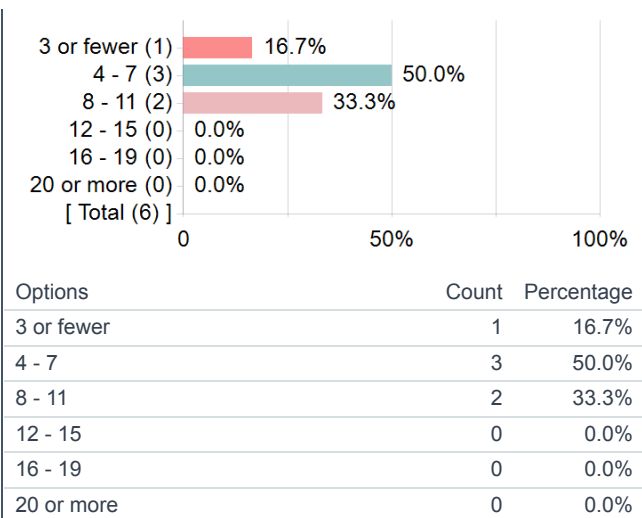
Rate the effectiveness of the instructor in stimulating your interest in the subject.



TIME-SURVEY QUESTION

6. Estimate the average number of hours per week you spent on this course outside of class and lab time.

Estimate the average number of hours per week you spent on this course outside of class and lab time.



ESSAY QUESTIONS

Please summarize your reaction to this course focusing on the aspects that were most important to you.

Comments

I never really knew what was going on in this class until discussion section. Shout out Laura. It's an ok class. If you're interested in being exposed to higher level macro models, the material is good

Definitely a course worth taking, if you are not afraid of some hardcore constrained optimization/lagrange multipliers. Everyone in this class is there because they want to learn, and they want to learn from Marty (there were ~ 7 of us total??) Marty is a great lecturer who was always entertaining and engaging. He is obviously an exceptional researcher, and he was able to bring in some new ideas into the class, going far beyond the scope of theory taught in other undergraduate Econ classes. You learn genuinely cool stuff in this class, and I think everyone finished the class curious for more material. In addition to Marty, Laura is without a doubt the best TA I have had at this school. She is so well prepared and explains (difficult) concepts so well in office hours. Basically our entire class went each week to office hours because they were so helpful, and you do need to rely on the TA for this course. My only gripe was that we definitely got bogged down in lecture answering too many questions that probably should've been saved for the end. This definitely prevented us from further exploring asset pricing, a class favorite topic, and NK models.

best class to take if you are interested in macro models. Martin's lectures were always fun, and Laura's discussion sections and OF were very helpful to understand the material.

One of my favorite courses of all time. Fascinating content. Professor Eichenbaum is both a great lecturer and a really interesting guy. The content is complicated but the grading is generous.

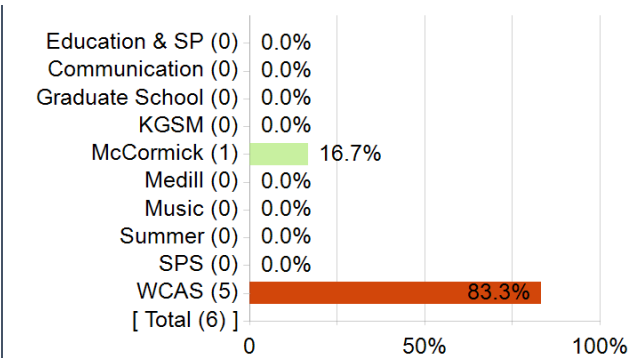
This class is very difficult but very rewarding if you are willing to put in the work. Amazing professor that is really interested in getting to know his students and discuss the material.

This is by far the hardest Econ course at Northwestern. However you learn a lot from it and every second in that class with such an interesting professor was insanely enjoyable. He was really happy about answering random and hard questions taking a stand on the merits of models and theories.

DEMOGRAPHICS

What is the name of your school?

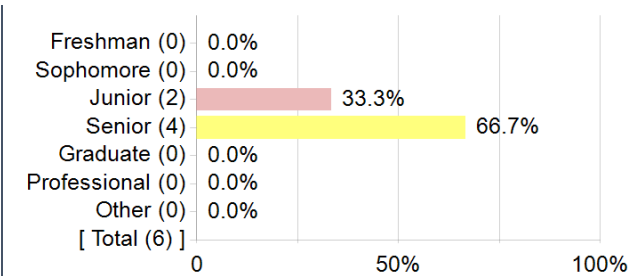
Your School



Options	Count	Percentage
Education & SP	0	0.0%
Communication	0	0.0%
Graduate School	0	0.0%
KGSM	0	0.0%
McCormick	1	16.7%
Medill	0	0.0%
Music	0	0.0%
Summer	0	0.0%
SPS	0	0.0%
WCAS	5	83.3%

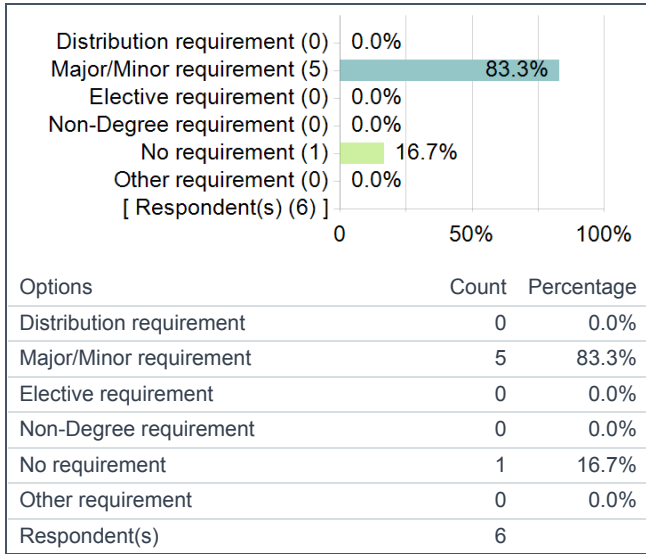
Your Class

Your Class



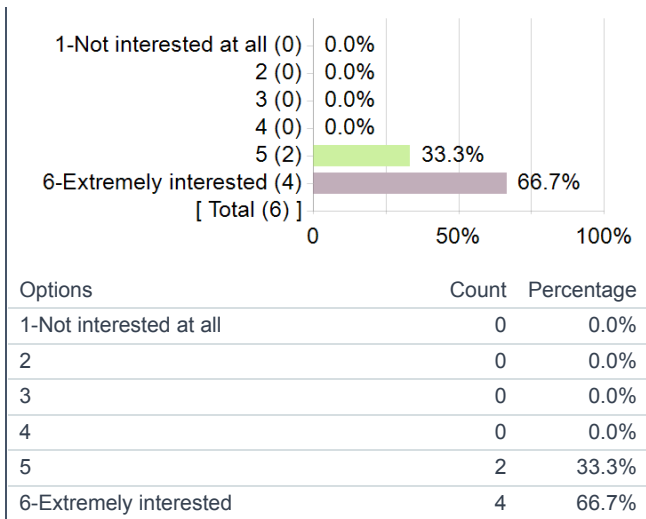
Options	Count	Percentage
Freshman	0	0.0%
Sophomore	0	0.0%
Junior	2	33.3%
Senior	4	66.7%
Graduate	0	0.0%
Professional	0	0.0%
Other	0	0.0%

What is your reason for taking the course? (mark all that apply)



What was your Interest in this subject before taking the course?

What was your interest in this subject before taking the course?



Individual Report for MMSS_311-1_21: Soc Sci Theo-II (Laura Murphy)

Project Title: **Course and Teacher Evaluations CTEC Winter 2020**

Courses Audience: **27**

Responses Received: **19**

Response Ratio: **70.4%**

Report Comments

Course and Teacher Evaluations are intended solely for the use of faculty, staff and students of Northwestern University. Any reproduction, republication or redistribution of this site's content is prohibited without the express permission of Northwestern University.

In the last two weeks of Winter Quarter 2020, students were strongly encouraged and subsequently required to leave campus as a result of a public health emergency. Faculty redesigned and rescheduled final assessments, in some cases overnight. As a result, CTEC response rates may be lower, and quantitative feedback may be less robust or may reflect the turmoil of the time.

For more information about the CTEC Guidelines please visit our website: <http://www.northwestern.edu/ctec/guidelines/index.html>

Creation Date: **Friday, September 30, 2022**

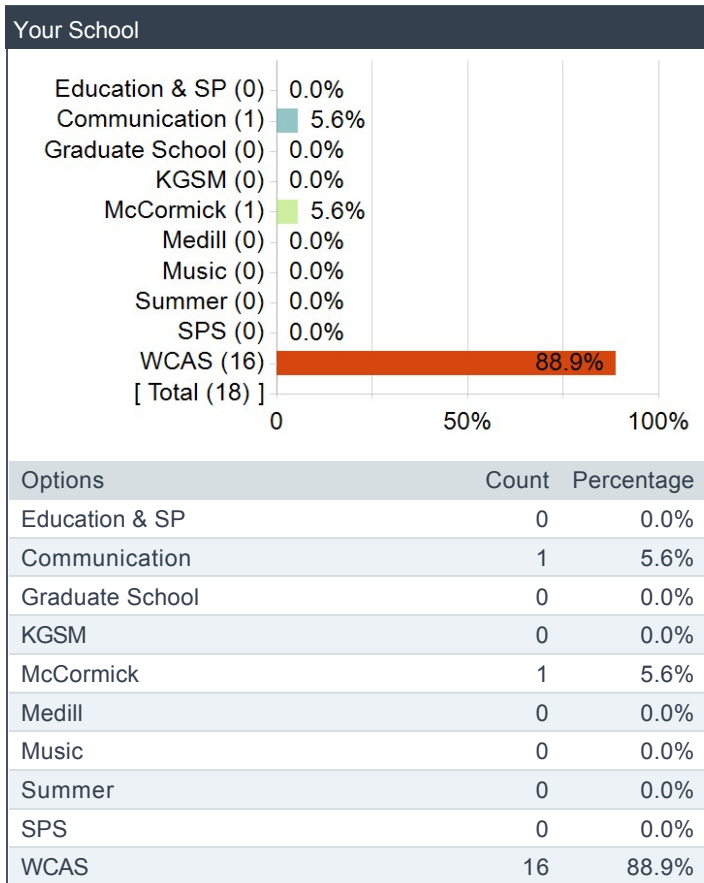
Northwestern University

Course Evaluations

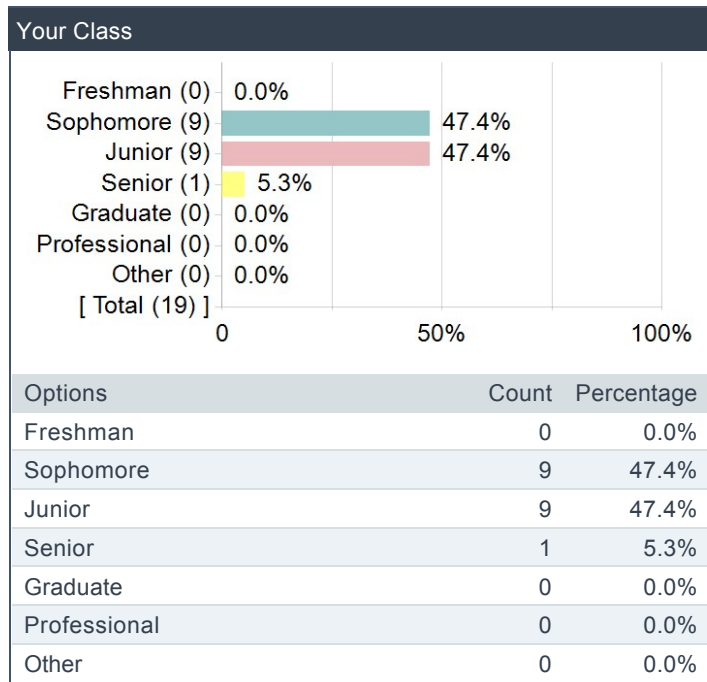
Teaching Assistant	Course
Laura Murphy	MMSS_311-1_21: Soc Sci Theo-II

DEMOGRAPHICS

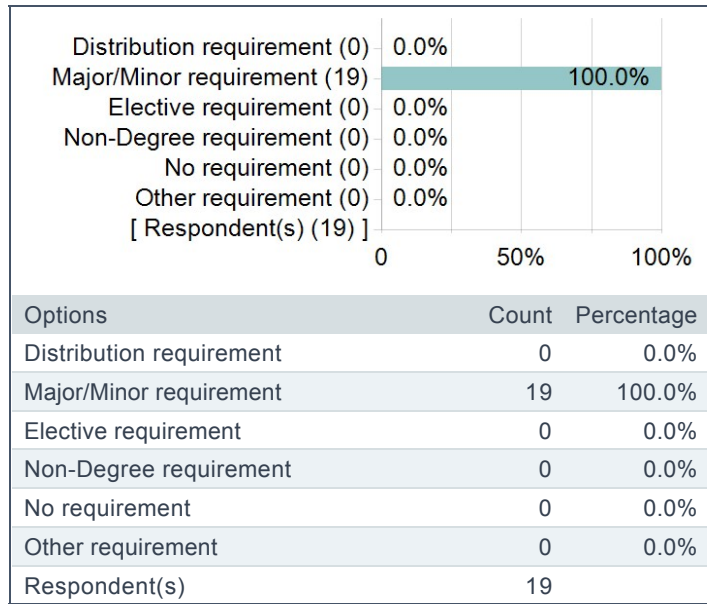
Your School



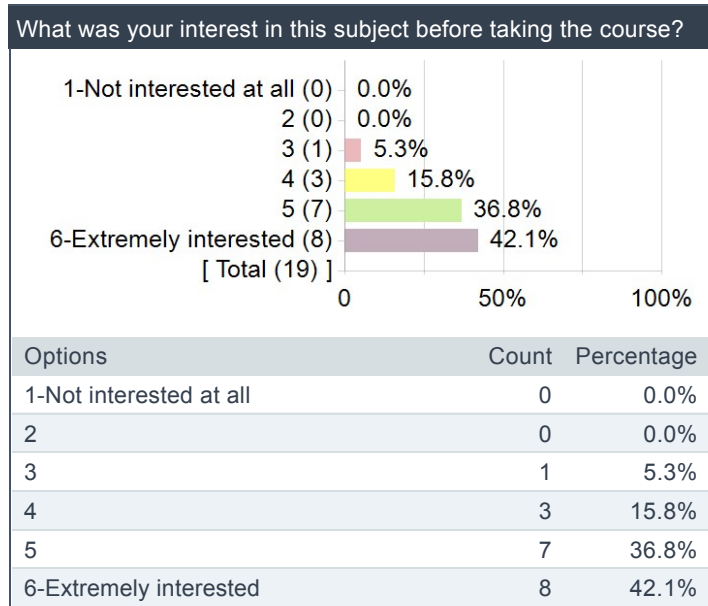
Your Class



What is your reason for taking the course? (mark all that apply)

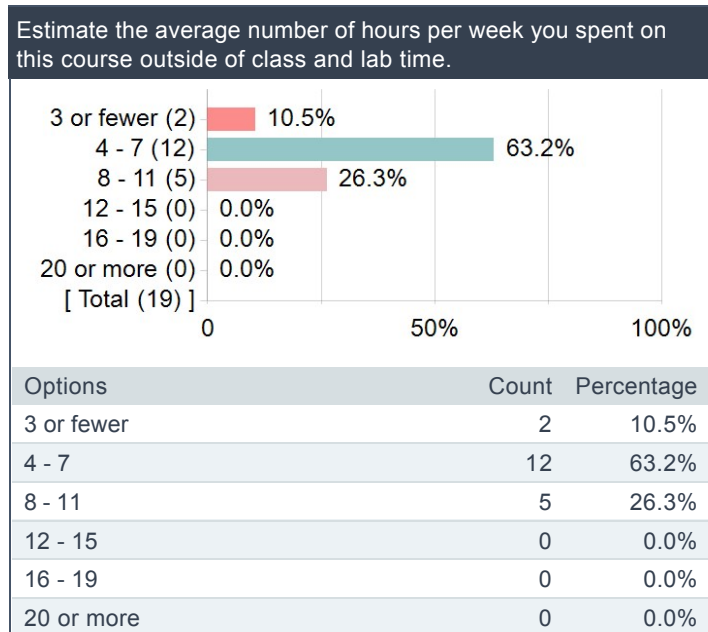


What was your interest in this subject before taking the course?



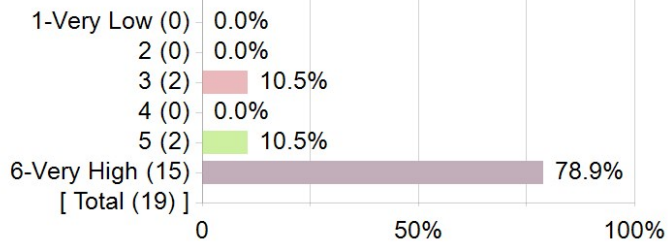
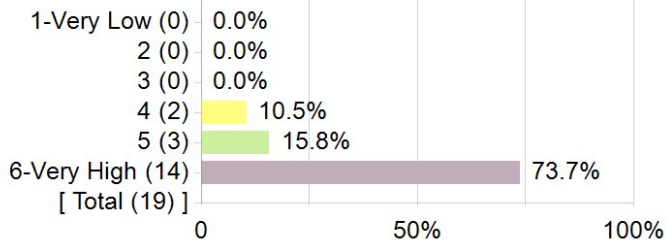
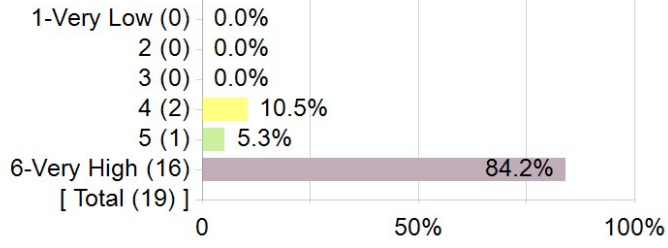
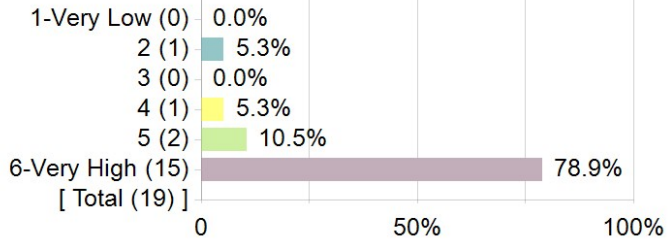
TIME-SURVEY QUESTION

Estimate the average number of hours per week you spent on this course outside of class and lab time.



TA QUESTIONS

Please rate the TA on the following criteria:

1. The TA was able to answer the students' questions adequately.				2. The TA was well prepared for each session.			
							
Options	Score	Count	Percentage	Options	Score	Count	Percentage
1-Very Low	1	0	0.0%	1-Very Low	1	0	0.0%
2	2	0	0.0%	2	2	0	0.0%
3	3	2	10.5%	3	3	0	0.0%
4	4	0	0.0%	4	4	2	10.5%
5	5	2	10.5%	5	5	3	15.8%
6-Very High	6	15	78.9%	6-Very High	6	14	73.7%
Statistics			Value	Statistics			Value
Response Count			19	Response Count			19
Mean			5.58	Mean			5.63
Median			6.00	Median			6.00
Standard Deviation			0.96	Standard Deviation			0.68
3. The TA communicated ideas in a clear manner.				4. The TA showed strong interest in teaching the course.			
							
Options	Score	Count	Percentage	Options	Score	Count	Percentage
1-Very Low	1	0	0.0%	1-Very Low	1	0	0.0%
2	2	0	0.0%	2	2	1	5.3%
3	3	0	0.0%	3	3	0	0.0%
4	4	2	10.5%	4	4	1	5.3%
5	5	1	5.3%	5	5	2	10.5%
6-Very High	6	16	84.2%	6-Very High	6	15	78.9%
Statistics			Value	Statistics			Value
Response Count			19	Response Count			19
Mean			5.74	Mean			5.58
Median			6.00	Median			6.00
Standard Deviation			0.65	Standard Deviation			1.02

OPEN-ENDED QUESTIONS

What are the primary strengths and weaknesses of the teaching assistant?

Comments
Post answers to things online and maybe try to modify the material so it isn't just the same as last years
No weaknesses great job!
She is great at explaining complex topics and making sure that students have a grasp on all of the information. Overall an excellent TA!
Problem set grading was very harsh and sometimes unfair
Laura is an awesome TA! She is really accommodating and has multiple strategies at explaining things if I don't get something the first time around. Super knowledgeable about the material too.
Laura was a really great TA! Occasionally the class would get kind of rowdy/mean, but she was able to handle questions well and clearly knew the material!
Laura was a great TA and always had interesting examples for us to work through in section. She was very helpful in answering questions and making time for our questions.
Laura was a really great resource for the class and very helpful during office hours
was nervous at the beginning of the quarter, but grew in confidence
Clearly very bright and tried hard in discussion, but was not very helpful when I was struggling in the class and asked for help. Also seemingly unaware that students were in clusters doing problem sets together. Didn't do anything about it event though they were given a clear advantage because of it.
Great TA with a clear understanding of the material. Nit picky grader which was frustrating at times
Always well prepared for section! Good timely feedback on psets
Really nice and approachable, and takes the initiative to know every student in her class

Northwestern

Individual Report for MATH_386-2_61: Econometrics for MMSS (Laura Murphy)

Project Title: **Course and Teacher Evaluations CTEC Spring 2024**

Courses Audience: **27**

Responses Received: **22**

Response Ratio: **81.5%**

Report Comments

Course and Teacher Evaluations are intended solely for the use of faculty, staff and students of Northwestern University. Any reproduction, republication or redistribution of this site's content is prohibited without the express permission of Northwestern University.

For more information about CTEC Guidelines, please visit our website: <https://www.northwestern.edu/ctec/guidelines>

Creation Date: **Thursday, June 13, 2024**

blue®

Northwestern University

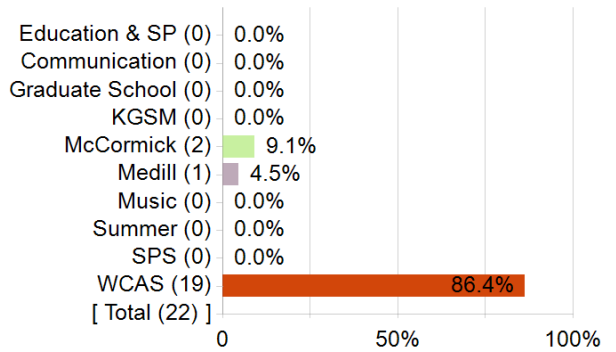
Course Evaluations

Teaching Assistant	Course
Laura Murphy	MATH_386-2_61: Econometrics for MMSS

DEMOGRAPHICS

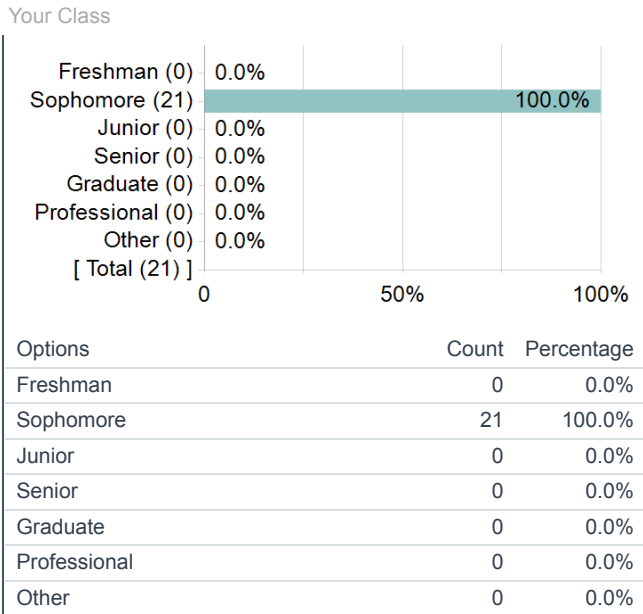
Your School

Your School

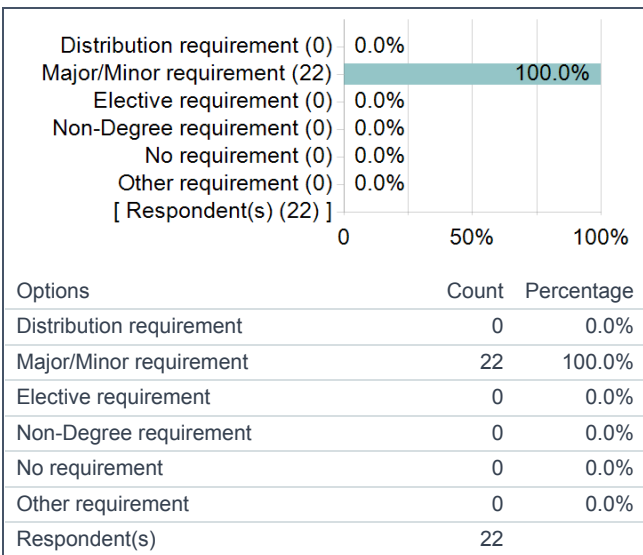


Options	Count	Percentage
Education & SP	0	0.0%
Communication	0	0.0%
Graduate School	0	0.0%
KGSM	0	0.0%
McCormick	2	9.1%
Medill	1	4.5%
Music	0	0.0%
Summer	0	0.0%
SPS	0	0.0%
WCAS	19	86.4%

Your Class

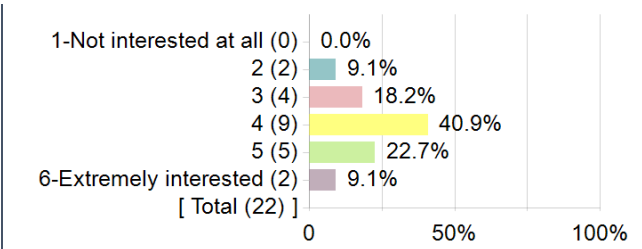


What is your reason for taking the course? (mark all that apply)



What was your interest in this subject before taking the course?

What was your interest in this subject before taking the course?

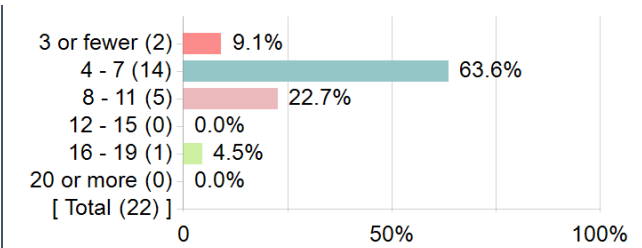


Options	Count	Percentage
1-Not interested at all	0	0.0%
2	2	9.1%
3	4	18.2%
4	9	40.9%
5	5	22.7%
6-Extremely interested	2	9.1%

TIME-SURVEY QUESTION

Estimate the average number of hours per week you spent on this course outside of class and lab time.

Estimate the average number of hours per week you spent on this course outside of class and lab time.

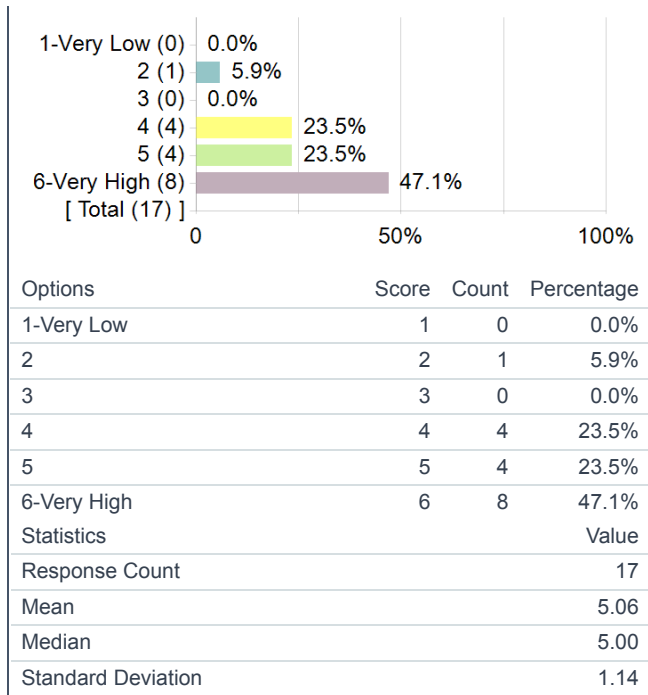


Options	Count	Percentage
3 or fewer	2	9.1%
4 - 7	14	63.6%
8 - 11	5	22.7%
12 - 15	0	0.0%
16 - 19	1	4.5%
20 or more	0	0.0%


TA QUESTIONS

Please rate the TA on the following criteria:

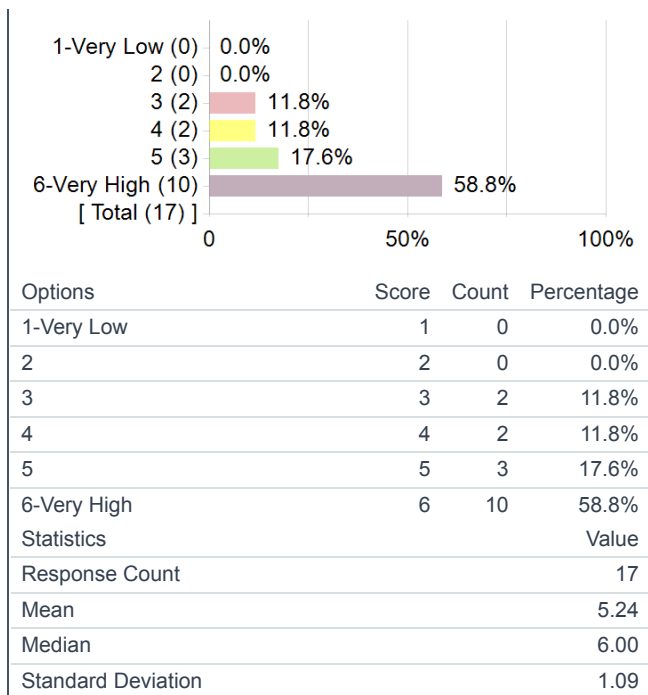
1. The TA was able to answer the students' questions adequately.



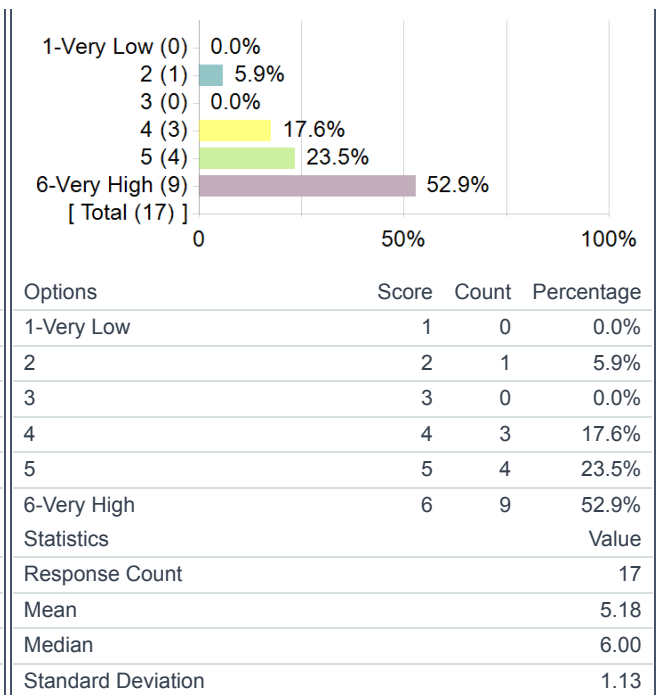
2. The TA was well prepared for each session.



3. The TA communicated ideas in a clear manner.



4. The TA showed strong interest in teaching the course.



OPEN-ENDED QUESTIONS

What are the primary strengths and weaknesses of the teaching assistant?

Comments

Laura is very nice and easy to approach. However, I wish there were longer structured sessions to discuss with her our project.

Well-prepared for class sessions on research proposals and generally gives good feedback. However, I felt quite disadvantaged when it comes to the research proposal given that, when the TA met with each group to go over feedback on the proposal, she went in the same order and did not manage her time well. Since I was at the end of that order, I only got to meet with the TA once. I went to office hours for extra feedback, which was helpful, and Laura said she'd give me more detailed feedback on my problem set responses. However, when my problem set was graded, I received zero feedback on my research proposal. I feel like this proved detrimental to the grade that I received on the proposal in the end.

I'm not sure if Laura is in charge of this or if Prof. Illanes is in charge of this, but the grading in the problem sets is too harsh. I also am not sure why certain points were taken off for Problem Set 6 since the solutions still have been posted.

Very helpful for the project.

Great at responding to students' questions regarding the research proposal/presentations.

She was helpful when needed for the presentations. Sometimes the homework grading and requirements were unclear.

Laura was a great TA! She gave very helpful feedback that helped shape my research proposal. She also provided good resources to learn more about our research topic.

Laura took real interest in my final presentation topic. Every time we discussed my progress she was on top of where we had left off and what the plan was. Super impressed and she gave very helpful feedback and advice.

Good at communicating and working with us on project.